



Allen Anderson, President & CEO

925-929 North Main Street  
Post Office Box 910  
Somerset, KY 42502-0910  
Telephone 606-678-4121  
Toll Free 800-264-5112  
Fax 606-679-8279  
[www.skrecc.com](http://www.skrecc.com)

RECEIVED

NOV 07 2011

PUBLIC SERVICE  
COMMISSION

November 4, 2011

Mr. Jeff R. Derouen, Executive Director  
Kentucky Public Service Commission  
P.O. Box 615  
Frankfort, KY 40602

RE: Case No. 2011-00096 – Application of South Kentucky RECC for Adjustment of Rates

Dear Mr. Derouen:

Please find enclosed the original and ten (10) copies of the responses to the Commission's Order "Fourth Data Request of the Commission Staff to South Kentucky Rural Electric Cooperative Corporation" dated October 14, 2011.

Please contact me at (606) 523-1370 or Allen Anderson, CEO at (606) 678-4121 with any questions regarding this filing.

Respectfully submitted,

A handwritten signature in cursive script that reads "Darrell Saunders".

Darrell Saunders  
Counsel for South Kentucky Rural Electric Cooperative

Enclosure

**COMMONWEALTH OF KENTUCKY  
BEFORE THE PUBLIC SERVICE COMMISSION**

**In the Matter of adjustment of Rates Of  
South Kentucky Rural Electric Cooperative  
Corporation**

**Case No. 2011-00096**

**APPLICANT'S RESPONSES TO  
FOURTH DATA REQUEST OF COMMISSION STAFF**

The applicant, South Kentucky Rural Electric Cooperative Corporation, makes the following responses to the "Fourth Data Request of Commission Staff", as follows:

1. The witnesses who are prepared to answer questions concerning each request are Allen Anderson, Stephen Johnson, and Jim Adkins.
2. Allen Anderson, President and CEO of South Kentucky Rural Electric Cooperative Corporation is the person supervising the preparation of the responses on behalf of the applicant.
3. The responses and Exhibits are attached hereto and incorporated by reference herein.



---

Darrell Saunders, Attorney at Law  
P.O. Box 1324  
Corbin, Kentucky 40702  
Attorney for South Kentucky Rural Electric Cooperative  
Telephone: 606-523-1370

The undersigned, Allen Anderson, as President & CEO of South Kentucky Rural Electric Cooperative Corporation, being duly sworn, states that the responses herein are true and accurate to the best of my knowledge and belief formed after reasonable inquiry.

Dated: November 3, 2011

SOUTH KENTUCKY RURAL ELECTRIC COOPERATIVE

*Allen Anderson*

By: \_\_\_\_\_  
ALLEN ANDERSON, PRESIDENT & CEO

Subscribed, sworn to, and acknowledged before me by Allen Anderson, as President & CEO for South Kentucky Rural Electric Cooperative Corporation on behalf of said Corporation the 3rd day of November, 2011.

*Janice Y. Baker*

\_\_\_\_\_  
Notary Public, Kentucky State At Large

My Commission Expires: 12-2-2013

CERTIFICATE OF SERVICE

The undersigned counsel certifies that the foregoing responses have been served upon the following:

Original and Ten Copies

Mr. Jeff Derouen, Executive Director  
Kentucky Public Service Commission  
211 Sower Boulevard  
Frankfort, Kentucky 40601


Copy

Hon. Lawrence W. Cook  
Assistant Attorney General  
1024 Capital Center Drive, Suite 200  
Frankfort, Kentucky 40601

This 4th day of November, 2011

*David Sanders*

\_\_\_\_\_  
ATTORNEY FOR  
SOUTH KENTUCKY RURAL ELECTRIC COOPERATIVE

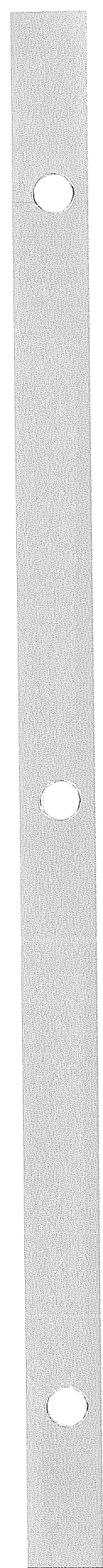


South Kentucky Rural Electric Cooperative  
Case No. 2011-00096  
Staff's Fourth Information Request

1. Refer to South Kentucky's Response to Commission Staff's Second Request for Information, Item 46, and the National Association of Regulatory Utility Commissioners' ("NARUC") August 1996 Public Utility Depreciation Practices Manual (as compiled and edited by the Staff Subcommittee on Depreciation of the Finance and Technology Committee). Item 46 requested South Kentucky to state and explain the methods used to determine the appropriateness of the survivor curves assigned to each utility plant asset group using the Simulated Plant Record ("SPR") method. In its response, South Kentucky states that it relied entirely upon its computer model to assign each curve and that the only test of appropriateness was to compare the assigned curves to survivor curves used in depreciation studies of other rural electric cooperatives. The NARUC manual, at pages 92-103, discusses the use and limitations of the simulated plant record method, as well as methods to test the appropriateness of its results. Among those methods are the Conformance Index ("CI") and Retirement Experience Index ("REI"). See pages 96 and 97. Provide the calculations of the CI and REI for each utility plant asset group included in the depreciation study. Include all workpapers used to make the calculations.

Response:

The consultant used to calculate the Iowa Curves has just recently obtained software to develop the CI and REI optimization calculations. These will be forwarded to the Commission as soon as they become available. This should be in a relatively short period of time.



South Kentucky Rural Electric Cooperative  
Case No. 2011-00096  
Staff's Fourth Information Request

2. Refer to the 1996 NARUC Depreciation Manual, page 92.
  - a. In the last paragraph, three SPR models are listed: SPR Balances, SPR Period Retirements, and SPR Cumulative Retirements. State which SPR model was utilized in South Kentucky's depreciation study.

Response:

The SPR balances model was used.

- b. Explain why the SPR model used in the depreciation study was chosen over the other models.

Response:

Since South Kentucky's computer system does not allow for vintage accounting or additions and retirements, the SPR Balances method was selected.

- c. Explain what differences would result if the other SPR models had been utilized for the depreciation study.

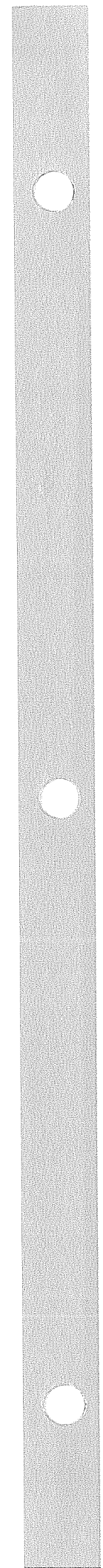
Response:

It is not expected that any significant differences would exist. The plant additions and retirements have been fairly consistent from year to year. Differences are more likely to occur when sporadic additions and retirements exist.

- d. Provide the calculations of the CI and REI for each utility plant asset group utilizing the SPR models other than the model used in South Kentucky's Depreciation Study. Include all workpapers used to make the calculations.

Response:

As stated in Item 1 of this request, this will be submitted to the Commission as soon as this is calculated.





South Kentucky Rural Electric Cooperative  
Case No. 2011-00096  
Staff's Fourth Information Request

3. Refer to South Kentucky's Application, Exhibit 20, Section 8.
  - a. Provide the working papers detailing the calculation of the retirements to account 364 during 2008 and 2009 in the amounts of \$738,318 and \$619,317, respectively. These workpapers should clearly show the determination of the average plant balance for each record unit used to calculate the annual retirement amounts.

Response Attached are the general ledger sheets for all plant accounts. Most of the credits are retirements, although some are reclassifications or are entered in this account and transferred to CPR's and are shown as credits and debits. The beginning balance at January 1 is shown as a debit and should not be included in the total debits for plant additions.

It should be noted that each month there are approximately 300 work orders completed that include additions and retirements for items reflected in Account 364 through 373. Each of these work orders includes an individual staking sheet drawing [which can be up to several pages], a material picking list of all material to be used on the work order [which is usually 2-3 pages], and a job analysis [which is usually 5 pages in length]. The Work Order Distribution listing each work order closed is approximately 125 pages each month [ the summary page is included with this response]. The continuing property records, which reflects the average unit cost [a copy of September 2010 is attached] is approximately 55 pages each month. A normal month would include approximately 2,500 pages of information to support the plant additions and retirements through the work order system. Due to the volumes of paper that would be required to comply with this response, South Kentucky has not produced all the papers necessary to show all retirements for Accounts 364 and 365. South Kentucky has attempted to provide the minimum detail of workpapers that it believes will comply with this request.

The computer software utilized by South Kentucky follows the Uniform System of Accounts and the Suggested Work Order Procedures established by RUS. The software vendor provides programming for numerous electric cooperatives in the southeastern portion of the United States.

- b. Provide the workpapers detailing the calculation of the retirements to account 365 during 2008 and 2009 in the amounts of \$664,278 and \$540,018, respectively. These workpapers should clearly show the determination of the average plant balance for each record unit used to calculate the annual retirement amounts.

Response: See 3.a. above.

ACCOUNT	BUILT	AMOUNT	RETIRES	AMOUNT	TOTAL
364.00	375	218733.86	291-	48270.00-	170463.86
365.00	40796	153441.72	38581-	35638.48-	117803.24
366.00	187	1577.64		.00	1577.64
367.00	15900	110337.98		.00	110337.98
368.00	262	57906.79	86-	6039.34-	51867.45
369.00	129	94398.39	67-	9847.30-	84551.09
371.00	63	25515.63	26-	6027.06-	19488.57
373.00	50	6366.47	5-	1577.81-	4788.66
TOTALS	57762	668278.48	39056-	107399.99-	560878.49

10/09

SOUTH KENTUCKY RECC  
PRG. WORCALCS (WOCA)

WORK ORDER DISTRIBUTION REPORT  
BY ACCOUNT

ACCOUNT	BUILT	AMOUNT	RETIRE	AMOUNT	TOTAL
364.00	647	276306.18	507-	82659.42-	1936646.76
365.00	178394	356510.11	148800-	72007.66-	284502.45
366.00	235	1447.09		.00	1447.09
367.00	876	3478.46		.00	3478.46
368.00	451	90887.28	106-	6581.72-	84305.56
369.00	94	53466.47	83-	12997.06-	40469.41
371.00	85	25589.68	33-	8188.72-	17400.96
373.00	6	6092.16	3-	573.15-	5519.01
TOTALS	180788	813777.43	149532-	183007.73-	630769.70

11/04

SOUTH KENTUCKY RECC  
PRG. WORCALCS (WOCA)

WORK ORDER DISTRIBUTION REPORT  
BY ACCOUNT

PAGE 107  
RUN DATE 01/19/10 02:26 PM

ACCOUNT	BUILT	AMOUNT	RETIRE	AMOUNT	TOTAL
364.00	323	155038.51	247-	41417.30-	113621.21
365.00	47307	147097.58	46642-	37213.72-	109883.86
366.00	237	3814.91		.00	3814.91
367.00	1025	11084.24		.00	11084.24
368.00	206	40024.63	68-	4631.08-	35393.55
369.00	114	8859.32	65-	8917.04-	79682.28
371.00	70	27326.18	31-	7429.36-	19896.82
373.00	338	6430.11	4-	893.41-	5536.70
TOTALS	49620	479415.48	47057-	100501.91-	378913.57

12/04

SOUTH KENTUCKY RECC  
PRG. WORCALCS (WOCA)

WORK ORDER DISTRIBUTION REPORT  
BY ACCOUNT

ACCOUNT	BUILT	AMOUNT	RETIRE	AMOUNT	TOTAL
364.00	363	205932.75	287-	55081.94-	150850.81
365.00	76985	262030.80	59355-	41044.62-	220986.18
366.00	109	1145.84		.00	1145.84
368.00	232	64853.12	78-	4951.48-	59901.64
369.00	74	90759.12	51-	7052.25-	83706.87
371.00	41	23161.46	17-	3517.36-	19644.10
373.00	4	1786.22	4-	996.97-	789.25
TOTALS	77808	649669.31	59792-	112644.62-	537024.69

SOUTH KENTUCKY RECC  
PRG. WORCALCS (WOCA)

WORK ORDER DISTRIBUTION REPORT  
BY ACCOUNT

PAGE 66  
RUN DATE 03/18/10 09:33 AM

ACCOUNT	BUILT	AMOUNT	RETIRE	AMOUNT	TOTAL
364.00	235	156400.46	300-	55464.11-	100936.35
365.00	26202	102253.78	37402-	35817.37-	66436.41
366.00	49	741.11		.00	741.11
367.00	1673	21845.50		.00	21845.50
368.00	1632	169732.43	963-	53424.42-	116308.01
369.00	65	73260.56	77-	13173.55-	60087.01
371.00	37	23121.45	34-	6274.79-	16846.66
373.00	4	2724.77	3-	1082.33-	1642.44
TOTALS	29897	550080.06	38779-	165236.57-	384843.49

SOUTH KENTUCKY REGC  
PRG. WORCALCS (WOCA)

WORK ORDER DISTRIBUTION REPORT  
BY ACCOUNT

ACCOUNT	BUILT	AMOUNT	RETIRES	AMOUNT	TOTAL
364.00	400	228302.50	347-	63272.16-	165030.34
365.00	103368	273545.79	81805-	52090.42-	221455.37
366.00	262	2818.59	45-	239.77-	2578.82
367.00	3346	29015.32	31-	307.44-	28707.88
368.00	256	60991.85	88-	5300.32-	55691.53
369.00	115	97306.28	100-	16863.48-	80442.80
371.00	77	33823.07	39-	6677.94-	27145.13
373.00	239	1024.13	1-	279.16-	744.97
TOTALS	108063	726827.53	82456-	145030.69-	581796.84

3/10

SOUTH KENTUCKY RECC  
PRG. WORCALCS (WOCA)

WORK ORDER DISTRIBUTION REPORT  
BY ACCOUNT

PAGE 127  
RUN DATE 05/24/10 09:35 AM

ACCOUNT	BUILT	AMOUNT	RETIRE	AMOUNT	TOTAL
364.00	475	254847.44	371-	63527.14-	191320.30
365.00	121072	253531.34	98012-	49340.76-	204190.58
366.00	168	1119.23		.00	1119.23
367.00	4690	53113.03		.00	53113.03
368.00	279	57697.54	101-	7509.56-	50187.98
369.00	122	76189.16	95-	14234.13-	61955.03
371.00	79	27372.10	39-	9169.09-	18203.01
373.00	2	349.52	2-	559.66-	210.14-
TOTALS	125887	724219.36	98620-	144340.34-	579879.02



SOUTH KENTUCKY RECC  
 PRG. TRIALBAL

ACCOUNT TRIAL BALANCE  
 FROM 05/10 THRU 05/10

PAGE 92  
 RUN DATE 10/21/11 10:53 AM

ACCOUNT #	SOURCE	ITEMID	DESCRIPTION	DEBIT	CREDIT
232.00	AP	MSGP 05	BUILDING MAINTENANCE	25.94	
935.00	AP		ACCOUNTS PAYABLE - GENERAL	2,664.85	
	AP		MAINTENANCE OF GENERAL PLANT	0.00	
			ITEMID TOTAL		
232.00	AP	NONU 03	RENTHOUSE EXPENSE	0.00	
421.02	AP		ACCOUNTS PAYABLE - GENERAL	1,181.98	
	AP		MISC NONOPER INCOME-FARM EXPENSE		1,181.98
			ITEMID TOTAL		
107.20	OH	OVHD 00	OVERHEAD EXPENSE	0.00	
107.20	OH		CONST WORK IN PROGRESS-INDIRECT	227,800.20	
108.00	OH		CONST WORK IN PROGRESS-F A	0.00	
108.80	OH		RETIRE WORK IN PROGRESS-INDIRECT	44,616.63	
			RETIREMENT WORK IN PROGRESS	0.00	
			ITEMID TOTAL		
107.20	AP	OVHD 02	WORK ORDER O/H	24.22	
232.00	AP		CONST WORK IN PROGRESS-F A	0.00	
	AP		ACCOUNTS PAYABLE - GENERAL		24.22
			ITEMID TOTAL		
107.20	JE	OVHD 03	STORES EXPENSE	257.60	
107.20	OH		CONST WORK IN PROGRESS-F A	64,614.77	
163.00	JE		CONST WORK IN PROGRESS-F A	0.00	
163.00	OH		STORES EXPENSE UNDISTRIBUTED	0.00	
			STORES EXPENSE UNDISTRIBUTED		63,738.10
			ITEMID TOTAL		
107.20	WO	PLEL 00	PLANT ELECTRIC	0.00	
107.30	JE		CONST WORK IN PROGRESS-F A	554,234.80	
108.60	JE		CONST WORK IN PROGRESS-SP EQUIP	138,465.84	
108.80	WO		ACC PROV FOR DEPR-DIST PLANT	0.00	
364.00	WO		RETIREMENT WORK IN PROGRESS	0.00	
365.00	WO		POLES, TOWERS & FIXTURES	214,306.79	
366.00	WO		OVERHEAD CONDUCTORS & DEVICES	198,760.58	
367.00	WO		UNDERGROUND CONDUIT	851.71	
368.00	JE		UNDERGROUND CONDUCTORS & DEVICES	1,824.88	
	JE		LINE TRANSFORMERS	132,025.00	
	WO		LINE TRANSFORMERS	53,666.36	

ACCOUNT #	SOURCE	ITEMID	DESCRIPTION	DEBIT	CREDIT
369.00	WO		SERVICES	60,748.45 ✓	13,859.26 ✓
370.00	JE		METERS	6,440.84 ✓	26,426.90 ✓
371.00	WO		INSTALLATIONS ON CUST PREMISES	23,161.52 ✓	6,534.71 ✓
373.00	WO		STREET LIGHTING & SIGNAL SYSTEMS	914.51 ✓	785.52 ✓
			ITEMID TOTAL	0.00	0.00
-----					
184.21	AP	PLGN 06	COMMUNICATION EQUIPMENT	1,056.48	0.00
232.00	AP		CLEARING ACCOUNT-GENERAL PLANT	0.00	1,056.48
			ACCOUNTS PAYABLE - GENERAL		0.00
			ITEMID TOTAL		
-----					
184.21	AP	PLGN 09	COMPUTER & PROCESSING EQUIPMENT	12,858.40	0.00
232.00	AP		CLEARING ACCOUNT-GENERAL PLANT	0.00	12,858.40
			ACCOUNTS PAYABLE - GENERAL		0.00
			ITEMID TOTAL		
-----					
107.14	AP	PLGN 24	AMI	37.21	0.00
107.15	AP		CONSTRUCTION WIP - RADIO SYSTEM	6,773.90	0.00
232.00	AP		CONSTRUCTION WIP-SMART GRID-AMI	0.00	6,811.11
			ACCOUNTS PAYABLE - GENERAL		0.00
			ITEMID TOTAL		
-----					
142.10	JE	SJ00 01	ELECTRIC SERVICE BILLING	8,110,975.32	0.00
236.50	JE		CUSTOMER ACCTS REC - ELECTRIC	0.00	133,518.83
236.52	JE		ACCRUED KY SALES TAX - CONSUMERS	0.00	511.82
236.70	JE		ACCRUED TN SALES TAX-CONSUMERS	0.00	87,458.91
236.71	JE		ACCRUED TAXES-SCHOOL (PIJASKI)	0.00	1,512.62
236.72	JE		ACCRUED TAXES-SCHOOL (ADAIR)	0.00	4,167.88
236.73	JE		ACCRUED TAXES-SCHOOL (CASEY)	0.00	28,612.00
236.74	JE		ACCRUED TAXES-SCHOOL (CLINTON)	0.00	57.18
236.75	JE		ACCRUED TAXES-SCHOOL (COMBERLAND)	0.00	14.06
236.76	JE		ACCRUED TAXES-SCHOOL (LAUREL)	0.00	13,518.92
236.77	JE		ACCRUED TAXES-SCHOOL (LINCOLN)	0.00	20,985.91
236.78	JE		ACCRUED TAXES-SCHOOL (MCCREARY)	0.00	127.49
236.79	JE		ACCRUED TAXES-SCHOOL (MCCREARY)	0.00	29,371.18
236.80	JE		ACCRUED TAXES-SCHOOL (ROCKCASTLE)	0.00	40,177.43
241.50	JE		ACCRUED TAXES-SCHOOL (RUSSELL)	0.00	9,860.00
241.51	JE		ACCRUED TAXES-SCHOOL (WAYNE)	0.00	8,825.48
440.10	JE		ALBANY - FRANCHISE TAX	0.00	4,945,433.69
442.10	JE		RESIDENTIAL SALES - RURAL	0.00	590,042.84
442.20	JE		COMM & INDUSTRIAL SALES - SMALL	0.00	2,008,883.58
			COMM & INDUSTRIAL SALES-LARGE	0.00	

ACCOUNT	BUILT	AMOUNT	RETIRE	AMOUNT	TOTAL
364.00	338	188964.19	240-	42448.22-	146515.97
365.00	1097776	206685.90	85573-	36522.59-	170163.31
366.00	266	2192.82		.00	2192.82
367.00	3429	36705.11	130-	541.50-	36163.61
368.00	268	50268.11	73-	4379.94-	45888.17
369.00	127	89973.01	87-	13331.89-	76641.12
371.00	65	24606.87	42-	8589.11-	16017.76
373.00	5	2215.00	3-	722.24-	1492.76
TOTALS	114274	601611.01	86148-	106535.49-	495075.52

06/10

SOUTH KENTUCKY RECC  
PRG. WORCAICS (WOCA)

WORK ORDER DISTRIBUTION REPORT  
BY ACCOUNT

ACCOUNT	BUILT	AMOUNT	RETIRE	AMOUNT	TOTAL
364.00	525	251798.06	396-	68389.79-	183408.27
365.00	191758	457174.16	155928-	64063.28-	393110.88
366.00	210	2444.09		.00	2444.09
367.00	833	4951.39		.00	4951.39
368.00	250	48082.11	82-	5353.51-	42728.60
369.00	112	71571.07	64-	9977.98-	61593.09
371.00	48	18421.98	27-	4414.58-	14007.40
TOTALS	193736	854442.86	156497-	152199.14-	702243.72

7110

SOUTH KENTUCKY RECC  
PRG. WORCALCS (WOCA)

WORK ORDER DISTRIBUTION REPORT  
BY ACCOUNT

ACCOUNT	BUILT	AMOUNT	RETIRE	AMOUNT	TOTAL
364.00	529	174420.21	408-	70479.28-	103940.93
365.00	92021	195554.28	90554-	70796.29-	128757.99
366.00	152	1886.15		.00	1886.15
367.00	997	9031.19	910-	4366.23-	4664.96
368.00	441	89468.18	192-	19382.10-	70086.08
369.00	111	63704.89	81-	16503.98-	47200.91
371.00	79	26599.42	39-	6951.61-	19647.81
373.00	5	2869.40	131-	1432.64-	1436.76
TOTALS	94335	567533.72	92315-	189912.13-	377621.59

SOUTH KENTUCKY REGG  
PRG. WORCALGS (WOCA)

WORK ORDER DISTRIBUTION REPORT  
BY ACCOUNT

ACCOUNT	BUILT	AMOUNT	RETIRE	AMOUNT	TOTAL
364.00	415	173404.89	380-	64113.40-	109291.49
365.00	130676	295288.80	121105-	65107.63-	230181.17
366.00	255	2510.41	30-	161.70-	2348.71
367.00	3630	21747.77	2-	366.32-	21381.45
368.00	306	44802.75	98-	5844.80-	38957.95
369.00	122	71296.23	94-	15604.47-	55691.76
371.00	75	21918.73	32-	6876.58-	15042.15
373.00	2	493.38	2-	559.92-	66.54-
TOTALS	135481	631462.96	121743-	158634.82-	472828.14

110



SOUTH KEN -KY RECC  
PRG. PLTEEDGR (WPLA)

ACCOUNT 361.00

WORK ORDER PLANT LEDG REPORT  
FROM 01/01/10 THRU 09/30/10

PAGE 2  
RUN DATE 11/03/11 09:35 AM

ACCOUNT TOTALS

	-----MONTH-----	-----YTD-----	-----LIFE-----
BUILT	0	0	1
RETRN	0	0	0
TOTAL	0	0	1
	.00	.00	18412.06
	.00	.00	588.21-
	.00	.00	17823.85



UNIT	DESCRIPTION	MONTH	YTD	LIFE
99000001	SUBSTATION DEMAND REDUCER KIT	BUILT 0	0	6
		RETIRED 0	0	6-
		TOTAL 0	0	55186.11-
INSTALL	.00 RETIRE		.00	0
		AVG BUILT COST	.00	9197.69
99009090	MEPB	BUILT 0	0	0
		RETIRED 0	0	0
		TOTAL 0	0	627964.04
INSTALL	.00 RETIRE		.00	0
		AVG BUILT COST	.00	627964.04-

SOUTH KEI. JKY RECC  
PRG. PILEDR (WPLA)

ACCOUNT 362.00

WORK ORDER PLANT LEDC REPORT  
FROM 01/01/10 THRU 09/30/10

PAGE 4  
RUN DATE 11/03/11 09:35 AM

ACCOUNT TOTALS

	-----MONTH-----	-----YTD-----	-----LIFE-----
BUILT	0	0	6
RETRN	0	0	6-
TOTAL	0	0	0
	.00	.00	683150.15
	.00	.00	683150.15-
	.00	.00	.00



SOUTH KENT, KY RECC  
PRG. PLTEBDGR (WPLA)

ACCOUNT 362.01

WORK ORDER PLANT LEDGE, EPORT  
FROM 01/01/10 THRU 09/30/10

PAGE 6  
RUN DATE 11/03/11 09:35 AM

ACCOUNT TOTALS

	-----MONTH-----	-----YTD-----	-----LIFE-----
BUILT	0	0	3
RETIRE	0	0	0
TOTAL	0	0	3
	.00	.00	270245.21
	.00	.00	.00
	.00	.00	270245.21

UNIT	DESCRIPTION	BUILT	RETIRED	TOTAL	AVG BUILT COST	MONTH	YTD	LIFE
99000003	SCADA COMPUTER, MODEMS, PRINTER	0	0	0	0	.00	.00	7
INSTALL		0	0	0	0	.00	.00	0
						.00	.00	7
						.00	.00	21710.89
99000004	REMOTE TERMINAL UNIT(SUBSTATIONS	0	0	0	0	.00	.00	41
INSTALL		0	0	0	0	.00	.00	0
						.00	.00	41
						.00	.00	8926.77
99000005	SCADA MODEMS (9600 BAUD)	0	0	0	0	.00	.00	2
INSTALL		0	0	0	0	.00	.00	2
						.00	.00	2
						.00	.00	13726.67
99000006	SCADA MODEMS (1200 BAUD)	0	0	0	0	.00	.00	3
INSTALL		0	0	0	0	.00	.00	3
						.00	.00	3
						.00	.00	4136.82
99000007	SCADA GENERATOR	0	0	0	0	.00	.00	1
INSTALL		0	0	0	0	.00	.00	0
						.00	.00	1
						.00	.00	34822.21
99000008	SCADA TEST EQUIPMENT	0	0	0	0	.00	.00	4
INSTALL		0	0	0	0	.00	.00	0
						.00	.00	4
						.00	.00	9401.83
99000009	SCADA TESTEQUIP HANDHELD PROGRAM	0	0	0	0	.00	.00	2
INSTALL		0	0	0	0	.00	.00	2
						.00	.00	2
						.00	.00	3862.87
99100001	SCADA LASER PRINTER	0	0	0	0	.00	.00	1
INSTALL		0	0	0	0	.00	.00	1
						.00	.00	1
						.00	.00	2758.31
99100002	MULTISPEAK INTERFACE SOFTWARE-06	0	0	0	0	.00	.00	1
INSTALL		0	0	0	0	.00	.00	0
						.00	.00	0
						.00	.00	14564.63
						.00	.00	1
						.00	.00	14564.63

SOUTH KEN. KY RECC  
PRG. PITLEDGR (WPLA)

ACCOUNT 362.02

WORK ORDER PLANT LEDG. REPORT  
FROM 01/01/10 THRU 09/30/10

PAGE 8  
RUN DATE 11/03/11 09:35 AM

ACCOUNT TOTALS

	-----MONTH-----	-----YTD-----	-----LIFE-----
BUILT	0	0	62
RETRN	0	0	8-
TOTAL	0	0	54
			601247.33
			24484.67-
			576762.66

SOUTH KEN KY RECC  
PRG. PILEDRGR (WPLA)

ACCOUNT 364.00  
WORK ORDER PLANT LEDG REPORT  
FROM 01/01/10 THRU 09/30/10

RUN DATE 11/03/11 09:35 AM  
PAGE 9

UNIT	DESCRIPTION	ACCOUNT	BUILT	RETIRED	AVG BUILT	COST	MONTH	YTD	LIFE
99000010	POLES, 25'		0	14-	14-	.00	1113.98-	16152.71-	85045
INSTALL	207.00 RETIRE	79.58		14-			1113.98-	16152.71-	68583-
							.00	.00	16462
99000011	POLES, 30'		57	64-	611	24784.41	14966.40-	124301.37-	9181218.08
INSTALL	499.00 RETIRE	243.71		7-			9818.01	249232.58	9011-
							434.81	611.35	32638
99000012	POLES, 35'		6	86-	75	1339.30	12601.58-	82406.93-	44612
INSTALL	210.00 RETIRE	147.45		80-			11262.28-	39197.11-	13864-
							223.22	576.13	30748
99000020	POLES, 40'		138	50-	876	89366.23	16036.00-	133520.29-	66463
INSTALL	561.00 RETIRE	331.39		88			73330.23	550980.36	17643-
							647.58	781.39	48820
99000021	POLES, 45'		31	12-	328	25301.28	3794.16-	36258.91-	18200
INSTALL	555.00 RETIRE	327.30		19			21507.12	199459.87	1789-
							816.17	718.65	16411
99000030	POLES, 50'		8	1-	88	7057.46	3794.16-	3685.80-	2097
INSTALL	555.00 RETIRE	390.04		7			6683.28	57458.38	303-
							882.18	694.82	1794
99000031	POLES, 55'		2	0	8	2337.11	2337.11	1666.61-	300
INSTALL	668.00 RETIRE	442.31		2			2337.11	6121.06	44-
							1168.56	973.46	256
99000032	POLES, 60'		0	0	4	.00	.00	.00	300
INSTALL	730.00 RETIRE	445.84		0			.00	2634.34	44-
							.00	658.59	56
99000033	POLES, 65'		0	0	0	.00	.00	.00	59
INSTALL	679.00 RETIRE	470.00		0			.00	.00	3-
							.00	.00	56
99000034	POLES, 70'		0	0	0	.00	.00	.00	59
INSTALL	352.00 RETIRE	467.52		0			.00	.00	3-
							.00	.00	27
							.00	.00	27
							.00	.00	31
							.00	.00	4-
							.00	.00	27
							.00	.00	31
							.00	.00	4-
							.00	.00	27
							.00	.00	31
							.00	.00	4-
							.00	.00	27
							.00	.00	31
							.00	.00	4-
							.00	.00	27
							.00	.00	31
							.00	.00	4-
							.00	.00	27
							.00	.00	31
							.00	.00	4-
							.00	.00	27
							.00	.00	31
							.00	.00	4-
							.00	.00	27
							.00	.00	31
							.00	.00	4-
							.00	.00	27
							.00	.00	31
							.00	.00	4-
							.00	.00	27
							.00	.00	31
							.00	.00	4-
							.00	.00	27
							.00	.00	31
							.00	.00	4-
							.00	.00	27
							.00	.00	31
							.00	.00	4-
							.00	.00	27
							.00	.00	31
							.00	.00	4-
							.00	.00	27
							.00	.00	31
							.00	.00	4-
							.00	.00	27
							.00	.00	31
							.00	.00	4-
							.00	.00	27
							.00	.00	31
							.00	.00	4-
							.00	.00	27
							.00	.00	31
							.00	.00	4-
							.00	.00	27
							.00	.00	31
							.00	.00	4-
							.00	.00	27
							.00	.00	31
							.00	.00	4-
							.00	.00	27
							.00	.00	31
							.00	.00	4-
							.00	.00	27
							.00	.00	31
							.00	.00	4-
							.00	.00	27
							.00	.00	31
							.00	.00	4-
							.00	.00	27
							.00	.00	31
							.00	.00	4-
							.00	.00	27
							.00	.00	31
							.00	.00	4-
							.00	.00	27
							.00	.00	31
							.00	.00	4-
							.00	.00	27
							.00	.00	31
							.00	.00	4-
							.00	.00	27
							.00	.00	31
							.00	.00	4-
							.00	.00	27
							.00	.00	31
							.00	.00	4-
							.00	.00	27
							.00	.00	31
							.00	.00	4-
							.00	.00	27
							.00	.00	31
							.00	.00	4-
							.00	.00	27
							.00	.00	31
							.00	.00	4-
							.00	.00	27
							.00	.00	31
							.00	.00	4-
							.00	.00	27
							.00	.00	31
							.00	.00	4-
							.00	.00	27
							.00	.00	31
							.00	.00	4-
							.00	.00	27
							.00	.00	31
							.00	.00	4-
							.00	.00	27
							.00	.00	31
							.00	.00	4-
							.00	.00	27
							.00	.00	31
							.00	.00	4-
							.00	.00	27
							.00	.00	31
							.00	.00	4-
							.00	.00	27
							.00	.00	31
							.00	.00	4-
							.00	.00	27
							.00	.00	31
							.00	.00	4-
							.00	.00	27
							.00	.00	31
							.00	.00	4-
							.00	.00	27
							.00	.00	31
							.00	.00	4-
							.00	.00	27
							.00	.00	31
							.00	.00	4-
							.00	.00	27
							.00	.00	31
							.00	.00	4-
							.00	.00	27
							.00	.00	31
							.00	.00	4-
							.00	.00	27
							.00	.00	31
							.00	.00	4-
							.00	.00	27
							.00	.00	31
							.00	.00	4-
</									





SOUTH KEY RECC  
PRG. PTLPLUR (WPLA)

ACCOUNT 364.00

WORK ORDER PLANT LEDC REPORT  
FROM 01/01/10 THRU 09/30/10

PAGE 11  
RUN DATE 11/03/11 09:35 AM

ACCOUNT TOTALS

	MONTH	YTD	LIFE
BUILT	415	173404.89	3661
RETIRE	380-	64113.40-	3043-
TOTAL	35	109291.49	618
		1848377.29	445663
		535010.80-	136457-
		1313366.49	309206
			67260462.65
			18012060.08-
			49248402.57

UNIT	DESCRIPTION	ACCOUNT	MONTH	YTD	LIFE
99001010	WIRE, #4 ACSR				
INSTALL	244.00 RETIRE				
	BUILT 0				
	RETIRED 0				
	TOTAL 0				
	AVG BUILT COST				
99001020	WIRE, #2 ACSR				
INSTALL	706.00 RETIRE				
	BUILT 83955				
	RETIRED 9922-				
	TOTAL 74033				
	AVG BUILT COST				
99001021	WIRE, #2 ACSR, 7/1 ALUM				
INSTALL	.00 RETIRE				
	BUILT 0				
	RETIRED 0				
	TOTAL 0				
	AVG BUILT COST				
99001030	WIRE, #1/0 ACSR				
INSTALL	542.00 RETIRE				
	BUILT 0				
	RETIRED 29801-				
	TOTAL 29801-				
	AVG BUILT COST				
99001040	WIRE, #3/0 ACSR				
INSTALL	.00 RETIRE				
	BUILT 0				
	RETIRED 0				
	TOTAL 0				
	AVG BUILT COST				
99001050	WIRE, #4/0 ACSR				
INSTALL	189.00 RETIRE				
	BUILT 0				
	RETIRED 0				
	TOTAL 0				
	AVG BUILT COST				
99001055	WIRE, #394.5 AAA-MEPB				
INSTALL	.00 RETIRE				
	BUILT 0				
	RETIRED 0				
	TOTAL 0				
	AVG BUILT COST				
99001060	WIRE, #336.4 MCM ACSR				
INSTALL	1552.00 RETIRE				
	BUILT 40613				
	RETIRED 0				
	TOTAL 40613				
	AVG BUILT COST				
99001065	1/0 AERIAL CODED CABLE-MEPB				
INSTALL	.00 RETIRE				
	BUILT 0				
	RETIRED 0				
	TOTAL 0				
	AVG BUILT COST				
99001070	WIRE, #9 1/2 D COPPERWELDED CU				
INSTALL	.00 RETIRE				
	BUILT 0				
	RETIRED 0				
	TOTAL 0				
	AVG BUILT COST				

UNIT	DESCRIPTION	MONTH	YTD	LIFE
99001080	WIRE, #8A COPPERWELD CU			
INSTALL	101.00 RETIRE	0.00	130	9275304
	BUILT RETIRE	33734-	1780.83-	485610.95
	TOTAL	33734-	206808-	246422.66-
	AVG BUILT COST	.00	10916.29-	239188.29
99001090	WIRE, #6A COPPERWELD CU			
INSTALL	80.00 RETIRE	65.46	130	4530640
	BUILT RETIRE	30078-	1966.79-	52.36
	TOTAL	30078-	150652-	495162.04
	AVG BUILT COST	.00	10861.17-	301962.44-
99001100	WIRE, #4A COPPERWELD CU			
INSTALL	355.00 RETIRE	77.85	130	2954544
	BUILT RETIRE	0	1966.79-	64.92
	TOTAL	0	150522-	4672544-
	AVG BUILT COST	.00	9795.15-	193199.60
99001110	WIRE, #6 H.D. CU			
INSTALL	122.00 RETIRE	47.06	0	896108
	BUILT RETIRE	8262-	0	241033-
	TOTAL	8262-	73793-	5085075
	AVG BUILT COST	.00	424.00	77.53
99001120	WIRE, #4 H.D. CU			
INSTALL	.00 RETIRE	69.25	0	896108
	BUILT RETIRE	0	0	241033-
	TOTAL	0	1591-	5085075
	AVG BUILT COST	.00	0	77.53
99001130	WIRE, #2 H.D. CU			
INSTALL	121.00 RETIRE	71.94	0	896108
	BUILT RETIRE	0	0	241033-
	TOTAL	0	2415-	5085075
	AVG BUILT COST	.00	0	77.53
99001140	WIRE, #4 STRANDED CU			
INSTALL	413.00 RETIRE	152.15	0	292284
	BUILT RETIRE	0	0	184770-
	TOTAL	0	0	107514
	AVG BUILT COST	.00	0	65.27
99001150	WIRE, #2 STRANDED CU			
INSTALL	581.00 RETIRE	99.69	0	323
	BUILT RETIRE	0	0	21629-
	TOTAL	0	0	21306-
	AVG BUILT COST	.00	0	430.09
99001160	WIRE, #1/0 STRANDED CU			
INSTALL	268.00 RETIRE	158.92	0	383766
	BUILT RETIRE	0	0	169105-
	TOTAL	0	0	214661
	AVG BUILT COST	.00	0	91.86
99001190	WIRE, #1/0 W.P. CU			
INSTALL	308.00 RETIRE	1278.20	0	123543
	BUILT RETIRE	0	0	87099
	TOTAL	0	0	151.51
	AVG BUILT COST	.00	0	18718.04

UNIT	DESCRIPTION	MONTH	YTD	LIFE
99001190	WIRE, #1/0 W.P. CU			
INSTALL	308.00 RETIRE	1278.20	0	16593
	BUILT RETIRE	0	0	3270-
	TOTAL	0	0	13323
	AVG BUILT COST	.00	0	1076.05

UNIT	DESCRIPTION	ACCOUNT	MONTH	YTD	LIFE
99001200	WIRE, #2/0 W.P. CU				
INSTALL	.00 RETIRE	260.19			
	BUILT	0	.00	0	.00
	RETIRE	0	.00	162-	42.15-
	TOTAL	0	.00	162-	42.15-
	AVG BUILT COST				
99001210	WIRE, #4/0 W.P. CU				
INSTALL	1514.00 RETIRE	1484.22			
	BUILT	0	.00	0	.00
	RETIRE	0	.00	0	.00
	TOTAL	0	.00	0	.00
	AVG BUILT COST				
99001211	WIRE, #2 W.P. CU				
INSTALL	320.00 RETIRE	461.02			
	BUILT	0	.00	0	.00
	RETIRE	0	.00	0	.00
	TOTAL	0	.00	0	.00
	AVG BUILT COST				
99001220	WIRE, #4 W.P. CU				
INSTALL	218.00 RETIRE	359.34			
	BUILT	0	.00	0	.00
	RETIRE	0	.00	3292-	1182.96-
	TOTAL	0	.00	3292-	1182.96-
	AVG BUILT COST				
99001230	WIRE, #6 W.P. CU				
INSTALL	156.00 RETIRE	10.28			
	BUILT	0	.00	0	.00
	RETIRE	0	.00	13332-	137.05-
	TOTAL	0	.00	13332-	137.05-
	AVG BUILT COST				
99001240	WIRE, #8 W.P. CU				
INSTALL	173.00 RETIRE	23.83			
	BUILT	0	.00	0	.00
	RETIRE	0	.00	841-	20.05-
	TOTAL	0	.00	841-	20.05-
	AVG BUILT COST				
99001250	WIRE, #10 W.P. CU				
INSTALL	80.00 RETIRE	28.06			
	BUILT	0	.00	0	.00
	RETIRE	0	.00	0	.00
	TOTAL	0	.00	0	.00
	AVG BUILT COST				
99001260	WIRE, #250 MCM W.P. CU				
INSTALL	.00 RETIRE	2851.63			
	BUILT	0	.00	0	.00
	RETIRE	0	.00	0	.00
	TOTAL	0	.00	0	.00
	AVG BUILT COST				
99001270	WIRE, #350 MCM W.P. CU				
INSTALL	3210.00 RETIRE	17581.25			
	BUILT	0	.00	0	.00
	RETIRE	0	.00	0	.00
	TOTAL	0	.00	0	.00
	AVG BUILT COST				
99001280	WIRE, #500 MCM W.P. CU				
INSTALL	4529.00 RETIRE	12840.14			
	BUILT	0	.00	0	.00
	RETIRE	0	.00	0	.00
	TOTAL	0	.00	0	.00
	AVG BUILT COST				

UNIT	DESCRIPTION	ACCOUNT	MONTH	YTD	LIFE
99001290	WIRE, #750 MCM W.P. CU				
INSTALL	7510.00 RETIRE	16451.27			
	BUILT	0		935.65	739
	RETIRE	0		.00	0
	TOTAL	0		935.65	739
	AVG BUILT COST	.00		19907.45	16451.27
99001291	WIRE, #1000 MCM W.P. CU				
INSTALL	.00 RETIRE	6738.51			
	BUILT	0		.00	87
	RETIRE	0		.00	0
	TOTAL	0		.00	87
	AVG BUILT COST	.00		.00	6738.51
99001300	WIRE, DUPLEX				
INSTALL	683.00 RETIRE	1055.09			
	BUILT	1019		824.38	8965
	RETIRE	215-		218.95-	5492-
	TOTAL	804		605.43	3473
	AVG BUILT COST	809.01		1793.11	1793.11
99001310	WIRE, TRIPLEX				
INSTALL	2381.00 RETIRE	721.47			
	BUILT	4205		8139.46	42276
	RETIRE	6328-		4414.15-	50899-
	TOTAL	2123-		3725.31	8623-
	AVG BUILT COST	1935.66		2329.39	2329.39
99001320	WIRE, QUADRAPLEX				
INSTALL	5602.00 RETIRE	3956.21			
	BUILT	231		5455.70	434
	RETIRE	0		.00	1953-
	TOTAL	231		5455.70	1519-
	AVG BUILT COST	23617.75		17491.27	17491.27
99001330	WIRE, #3/113D STEEL				
INSTALL	.00 RETIRE	120.48			
	BUILT	0		.00	0
	RETIRE	0		.00	0
	TOTAL	0		.00	0
	AVG BUILT COST	.00		.00	.00
99001340	GROUND ASSEMBLIES				
INSTALL	127.00 RETIRE	59.41			
	BUILT	395		55293.00	2998
	RETIRE	288-		16499.52-	2163-
	TOTAL	107		38793.48	835
	AVG BUILT COST	139.98		153.18	153.18
99001350	INSULATOR STRINGS				
INSTALL	228.00 RETIRE	106.19			
	BUILT	229		60650.11	2117
	RETIRE	218-		22240.36-	1345-
	TOTAL	11		38409.75	772
	AVG BUILT COST	264.85		260.07	260.07
99001355	BRACKET - ARRESTOR/CUTOFF				
INSTALL	278.00 RETIRE	169.74			
	BUILT	5		1014.26	34
	RETIRE	0		.00	8-
	TOTAL	5		1014.26	26
	AVG BUILT COST	202.85		257.28	257.28
99001360	LIGHTNING ARRESTER, 9/10 KV				
INSTALL	181.00 RETIRE	123.56			
	BUILT	9		2177.66	83
	RETIRE	11-		1316.59-	63-
	TOTAL	2-		861.07	20
	AVG BUILT COST	241.96		231.71	231.71

SOUTH KENTUCKY RECC  
 PRG. PTLLEDGR (WPLA) ACCOUNT 365.00

WORK ORDER PLANT LEDGER REPORT  
 FROM 01/01/10 THRU 09/30/10

PAGE 16  
 RUN DATE 11/03/11 09:35 AM

UNIT	DESCRIPTION	MONTH	YTD	LIFE
99001370	LIGHTNING ARRESTER, 18 KV	1	568.54	11
INSTALL	178.00 RETIRE	1-	143.40-	15-
	AVG BUILT COST	0	425.14	4-
	BUILT		568.54	
	RETIRED			
	TOTAL		2330.13	663
	AVG BUILT COST		2140.99-	182-
	BUILT		189.14	481
	RETIRED			
	TOTAL		211.83	138.78
	AVG BUILT COST			
99001380	RISER SENTRY ARRESTER, 9 KV	0	.00	143
INSTALL	277.00 RETIRE	0	.00	44-
	AVG BUILT COST	0	.00	99
	BUILT		.00	
	RETIRED		.00	
	TOTAL		.00	143
	AVG BUILT COST		.00	44-
	BUILT		.00	
	RETIRED		.00	
	TOTAL		.00	99
	AVG BUILT COST		.00	164.81
99001381	RISER SENTRY ARRESTER, 18 KV	0	.00	43
INSTALL	214.00 RETIRE	0	.00	10-
	AVG BUILT COST	0	.00	33
	BUILT		.00	
	RETIRED		.00	
	TOTAL		.00	43
	AVG BUILT COST		.00	10-
	BUILT		.00	
	RETIRED		.00	
	TOTAL		.00	33
	AVG BUILT COST		.00	245.83
99001390	CUTOUTS	4	1528.80	1314
INSTALL	192.00 RETIRE	4-	628.48-	483-
	AVG BUILT COST	0	899.32	831
	BUILT		1528.80	
	RETIRED		628.48-	
	TOTAL		899.32	1314
	AVG BUILT COST		382.20	150.48
	BUILT		1528.80	
	RETIRED		628.48-	
	TOTAL		899.32	1314
	AVG BUILT COST		382.20	150.48
99001400	COMBINATION CUTOUTS	0	.00	17
INSTALL	128.00 RETIRE	1-	26.83-	374-
	AVG BUILT COST	1-	26.83-	357-
	BUILT		.00	
	RETIRED		26.83-	
	TOTAL		26.83-	17
	AVG BUILT COST		.00	12148.41-
	BUILT		.00	
	RETIRED		26.83-	
	TOTAL		26.83-	374-
	AVG BUILT COST		.00	9578.49-
99001410	27 KV LOADBREAK CUTOUT	1	244.92	1088
INSTALL	268.00 RETIRE	1-	179.02-	245-
	AVG BUILT COST	0	65.90	843
	BUILT		244.92	
	RETIRED		179.02-	
	TOTAL		65.90	1088
	AVG BUILT COST		244.92	41273.66-
	BUILT		244.92	
	RETIRED		179.02-	
	TOTAL		65.90	150976.23
	AVG BUILT COST		244.92	176.70
99001411	15 KV LOADBREAK CUTOUT	0	.00	1
INSTALL	.00 RETIRE	0	.00	2-
	AVG BUILT COST	0	.00	1-
	BUILT		.00	
	RETIRED		.00	
	TOTAL		.00	1
	AVG BUILT COST		.00	69.70
	BUILT		.00	
	RETIRED		.00	
	TOTAL		.00	2-
	AVG BUILT COST		.00	176.00-
99001420	LINE SWITCHES	9	4461.48	1826
INSTALL	462.00 RETIRE	6-	1960.50-	445-
	AVG BUILT COST	3	2500.98	1381
	BUILT		4461.48	
	RETIRED		1960.50-	
	TOTAL		2500.98	1826
	AVG BUILT COST		495.72	445-
	BUILT		4461.48	
	RETIRED		1960.50-	
	TOTAL		2500.98	1381
	AVG BUILT COST		495.72	313.53
99001430	REGULATOR BYPASS SWITCHES	0	.00	348
INSTALL	.00 RETIRE	0	.00	13-
	AVG BUILT COST	0	.00	335
	BUILT		.00	
	RETIRED		.00	
	TOTAL		.00	348
	AVG BUILT COST		.00	176738.91
	BUILT		.00	
	RETIRED		.00	
	TOTAL		.00	13-
	AVG BUILT COST		.00	15968.40-
99001440	GANG OPERATED SWITCHES	0	.00	12
INSTALL	.00 RETIRE	0	.00	0
	AVG BUILT COST	0	.00	12
	BUILT		.00	
	RETIRED		.00	
	TOTAL		.00	12
	AVG BUILT COST		.00	20037.91
	BUILT		.00	
	RETIRED		.00	
	TOTAL		.00	12
	AVG BUILT COST		.00	1669.83

SOUTH KENTUCKY RECC  
PRG. PLTEDGR (WPLA) ACCOUNT 365.00

WORK ORDER PLANT LEDGER REPORT  
FROM 01/01/10 THRU 09/30/10

RUN DATE 11/03/11 09:35 AM  
PAGE 17

UNIT	DESCRIPTION	ACCOUNT	MONTH	YTD	LIFE
99001450	CAPACITOR CONTROL				
INSTALL	.00 RETIRE	2914.16	0	0	40
	BUILT	0	.00	.00	83717.70
	RETIRED	0	.00	.00	28-
	TOTAL	0	.00	.00	48747.84-
	AVG BUILT COST	.00	.00	.00	34969.86
99001470	1 PHASE OIL CIRCUIT BREAKER				
INSTALL	.00 RETIRE	956.85	0	0	12
	BUILT	0	.00	.00	2095
	RETIRED	0	.00	.00	202-
	TOTAL	0	.00	.00	1893
	AVG BUILT COST	.00	.00	.00	939.66
99001471	1 PHASE VACUUM RECLOSER				
INSTALL	.00 RETIRE	4453.77	15	15	24
	BUILT	0	.00	.00	24
	RETIRED	0	.00	.00	0
	TOTAL	0	.00	.00	24
	AVG BUILT COST	.00	.00	.00	4453.77
99001480	3 PHASE RECLOSER				
INSTALL	.00 RETIRE	13179.17	0	0	16
	BUILT	0	.00	.00	16
	RETIRED	0	.00	.00	0
	TOTAL	0	.00	.00	16
	AVG BUILT COST	.00	.00	.00	13179.17
99001490	SECTIONALIZER				
INSTALL	.00 RETIRE	221.88	0	0	109
	BUILT	0	.00	.00	109
	RETIRED	0	.00	.00	0
	TOTAL	0	.00	.00	109
	AVG BUILT COST	.00	.00	.00	221.88
99001500	DRY TYPE SECTIONALIZER				
INSTALL	.00 RETIRE	596.20	0	0	52
	BUILT	0	.00	.00	52
	RETIRED	0	.00	.00	0
	TOTAL	0	.00	.00	52
	AVG BUILT COST	.00	.00	.00	596.20
99001510	REGULATOR				
INSTALL	.00 RETIRE	6590.15	0	0	233
	BUILT	0	.00	.00	233
	RETIRED	0	.00	.00	46-
	TOTAL	0	.00	.00	187
	AVG BUILT COST	.00	.00	.00	5965.16
99009092	MEPB				
INSTALL	.00 RETIRE	.00	0	0	0
	BUILT	0	.00	.00	0
	RETIRED	0	.00	.00	0
	TOTAL	0	.00	.00	0
	AVG BUILT COST	.00	.00	.00	.00

SOUTH KENTUCKY RECC  
PRG. PLTLEDGR (WPLA)

ACCOUNT 365.00

WORK ORDER PLANT LEDGER REPORT  
FROM 01/01/10 THRU 09/30/10

PAGE 18  
RUN DATE 11/03/11 09:35 AM

ACCOUNT TOTALS

	-----MONTH-----	-----YTD-----	-----LIFE-----
BUILT	130676	295288.80	950096
REPAIR	121105-	65107.63-	809344-
TOTAL	9571	230181.17	140752
		2316166.73	82297390
		459525.47-	19526912-
		1856641.26	62770478
		59899841.46	51967266.03
		7932575.43-	



SOUTH KENTUCKY RECC  
PRG. PTFLEDGR (WPLA)

ACCOUNT 366.00  
WORK ORDER PLANT LEDGER REPORT  
FROM 01/01/10 THRU 09/30/10

RUN DATE 11/03/11 09:35 AM  
PAGE 19

UNIT	DESCRIPTION	ACCOUNT	MONTH	YTD	LIFE
99002010	HANDHOLE				
INSTALL	180.00 RETIRE	159.39			
	BUILT	0			380
	RETIRE	0			14-
	TOTAL	0			366
	AVG BUILT COST	.00			159.99
99002019	CONDUIT, 2 1/2" PVC				
INSTALL	9424.00 RETIRE	5539.33			
	BUILT	213	1871.56	1250	52261
	RETIRE	30-	161.70-	75-	1223-
	TOTAL	183	1709.86	1175	51038
	AVG BUILT COST		8786.67	9011.46	5393.58
99002020	CONDUIT, 3" PVC				
INSTALL	15007.00 RETIRE	7194.04			
	BUILT	42	638.85	318	13562
	RETIRE	0	.00	0	702-
	TOTAL	42	638.85	318	12860
	AVG BUILT COST		15210.71	13979.94	6761.02
99002030	CONDUIT, 3 1/2" PVC				
INSTALL	.00 RETIRE	3799.00			
	BUILT	0	.00	0	10
	RETIRE	0	.00	0	0
	TOTAL	0	.00	0	10
	AVG BUILT COST		.00	.00	3799.00
99002040	CONDUIT, 4" PVC				
INSTALL	4911.00 RETIRE	3114.30			
	BUILT	0	.00	0	1145
	RETIRE	0	.00	0	136-
	TOTAL	0	.00	0	1009
	AVG BUILT COST		.00	.00	3100.46
99002050	CONDUIT, 6" PVC				
INSTALL	.00 RETIRE	1507.11			
	BUILT	0	.00	0	460
	RETIRE	0	.00	0	0
	TOTAL	0	.00	0	460
	AVG BUILT COST		.00	.00	1507.11
99009093	MEPP				
INSTALL	.00 RETIRE	.00			
	BUILT	0	.00	0	0
	RETIRE	0	.00	0	0
	TOTAL	0	.00	0	0
	AVG BUILT COST		.00	.00	1757.07

SOUTH KENTUCKY RECC  
PRG. PLTLEDGR (WPLA)

ACCOUNT 366.00

WORK ORDER PLANT LEDGER REPORT  
FROM 01/01/10 THRU 09/30/10

PAGE 20  
RUN DATE 11/03/11 09:35 AM

ACCOUNT TOTALS

	-----MONTH-----	-----YTD-----	-----LIFE-----
BUILT	255	2510.41	1568
RETIRE	30-	161.70-	75-
TOTAL	225	2348.71	1493
		15709.95	67818
		401.47-	2075-
		15308.48	65743
			440400.75
			14579.74-
			425821.01

UNIT	DESCRIPTION	MONTH	YTD	LIFE
99003000	UG PULL BOX, SINGLE PHASE	BUILT 0 RETIRED 0 TOTAL 0	.00 .00 .00	0 0 0
INSTALL	444.00 RETIRE	0	.00	6
	AVG BUILT COST	0	.00	1941.08
99003002	UG PULL BOX, THREE PHASE	BUILT 0 RETIRED 0 TOTAL 0	.00 .00 .00	0 0 0
INSTALL	.00 RETIRE	0	.00	6
	AVG BUILT COST	0	.00	1941.08
99003010	WIRE, #1/0 SOLID 25 KV	BUILT 0 RETIRED 0 TOTAL 0	.00 .00 .00	0 0 0
INSTALL	2072.00 RETIRE	0	.00	2
	AVG BUILT COST	0	.00	13635.84
99003020	WIRE, 4 W PRIMARY	BUILT 0 RETIRED 0 TOTAL 0	.00 .00 .00	0 0 0
INSTALL	.00 RETIRE	0	.00	2
	AVG BUILT COST	0	.00	13635.84
99003030	WIRE, #3/0ALUM.W/CONCENTRIC NEUT.	BUILT 0 RETIRED 0 TOTAL 0	.00 .00 .00	0 0 0
INSTALL	1672.00 RETIRE	0	.00	6
	AVG BUILT COST	0	.00	1976.88
99003040	WIRE, #4/0 ALUM.	BUILT 0 RETIRED 0 TOTAL 0	.00 .00 .00	0 0 0
INSTALL	.00 RETIRE	0	.00	6
	AVG BUILT COST	0	.00	1976.88
99003050	WIRE, #2 SOLID ALUM.	BUILT 0 RETIRED 0 TOTAL 0	.00 .00 .00	0 0 0
INSTALL	2421.00 RETIRE	0	.00	6
	AVG BUILT COST	0	.00	1976.88
99003060	CABLE TERMINATOR, 15KV	BUILT 5 RETIRED 0 TOTAL 5	1029.29 .00 1029.29	15 1- 14
INSTALL	181.00 RETIRE	5	.00	15
	AVG BUILT COST	5	.00	15
99003070	CABLE TERMINATOR, 25KV	BUILT 11 RETIRED 0 TOTAL 11	3025.45 .00 3025.45	84 0 84
INSTALL	344.00 RETIRE	11	.00	84
	AVG BUILT COST	11	.00	84
99003080	WIRE, #350 MCM PRIMARY	BUILT 0 RETIRED 0 TOTAL 0	.00 .00 .00	0 0 0
INSTALL	3977.00 RETIRE	0	.00	0
	AVG BUILT COST	0	.00	0

UNIT	DESCRIPTION	MONTH	YTD	LIFE
99003086	BRACKET-KVA ARRESTOR/CUTOUT 3 PH	BUILT 0 RETIRED 0 TOTAL 0	1876.77 .00 1876.77	30 0 30
INSTALL	209.00 RETIRE	AVG BUILT COST 0	234.60	216.98
99003090	9 KV RISER SENTRY ARRESTER	BUILT 4 RETIRED 0 TOTAL 4	700.04 .00 700.04	848 47 801
INSTALL	256.00 RETIRE	AVG BUILT COST 175.01	244.52	226.86
99003091	18KV RISER SENTRY ARRESTER	BUILT 0 RETIRED 0 TOTAL 0	380.07 .00 380.07	70 1 69
INSTALL	406.00 RETIRE	AVG BUILT COST .00	380.07	274.89
99003094	CUTOUT COMB TWIN ARRESTER 15KV	BUILT 0 RETIRED 0 TOTAL 0	.00 .00 .00	0 43 43
INSTALL	128.00 RETIRE	AVG BUILT COST .00	.00	6884.30
99003095	9 KV ARRESTER	BUILT 0 RETIRED 0 TOTAL 0	.00 .00 .00	7 3 4
INSTALL	108.00 RETIRE	AVG BUILT COST .00	.00	587.92
99003098	27 KV CUTOUT	BUILT 0 RETIRED 0 TOTAL 0	.00 .00 .00	10 4 6
INSTALL	103.00 RETIRE	AVG BUILT COST .00	.00	1214.93
99003100	27 KV LOADBREAK CUTOUT	BUILT 4 RETIRED 0 TOTAL 4	880.51 .00 880.51	873 39 834
INSTALL	322.00 RETIRE	AVG BUILT COST 220.13	9482.07	216418.38
99003101	15 KV COMBINATION CUTOUT	BUILT 0 RETIRED 0 TOTAL 0	.00 .00 .00	1 0 1
INSTALL	128.00 RETIRE	AVG BUILT COST .00	.00	245.50
99003105	UG ENCLOSURE FUSE/SWITCH 1 PHASE	BUILT 0 RETIRED 0 TOTAL 0	.00 .00 .00	2 0 2
INSTALL	1158.00 RETIRE	AVG BUILT COST .00	.00	1550.78
99003115	UG PEDESTAL, SECONDARY	BUILT 0 RETIRED 0 TOTAL 0	.00 .00 .00	45 0 45
INSTALL	1661.00 RETIRE	AVG BUILT COST .00	.00	32735.18



SOUTH KENTUCKY RECC  
PRG. PTLLEDGR (WPLA)

ACCOUNT 367.00  
WORK ORDER PLANT LEDGER REPORT  
FROM 01/01/10 THRU 09/30/10

PAGE 24  
RUN DATE 11/03/11 09:35 AM

UNIT	DESCRIPTION	ACCOUNT	MONTH	YTD	LIFE
99003820	CABLE PRI 25KV UG 500AL 345 EPR				
INSTALL	4984.00 RETIRE	4750.63	0	0	0
	BUILT		0	0	0
	RETIRE		0	0	0
	TOTAL		0	0	0
	AVG BUILT COST		.00	.00	2610
99003850	10 KV ELBOW ARRESTOR M.O.V.E.				
INSTALL	259.00 RETIRE	190.32	8	28	0
	BUILT		2	31	0
	RETIRE		2	3	0
	TOTAL		6	28	0
	AVG BUILT COST		228.52	232.03	2610
99003860	18 KV ELBOW ARRESTOR M.O.V.E.				
INSTALL	613.00 RETIRE	473.02	0	4	0
	BUILT		0	5	0
	RETIRE		0	1	0
	TOTAL		0	4	0
	AVG BUILT COST		.00	498.08	2610
99003880	CABLE TERM, 25KV #1/0 STR-345 MIL				
INSTALL	122.00 RETIRE	75.38	0	0	0
	BUILT		0	0	0
	RETIRE		0	0	0
	TOTAL		0	0	0
	AVG BUILT COST		.00	.00	2610
99003890	CABLE TERM, 500 STR 25KV				
INSTALL	677.00 RETIRE	499.86	0	0	0
	BUILT		0	0	0
	RETIRE		0	0	0
	TOTAL		0	0	0
	AVG BUILT COST		.00	.00	2610
99009094	MEPB				
INSTALL	.00 RETIRE	.00	0	0	0
	BUILT		0	0	0
	RETIRE		0	0	0
	TOTAL		0	0	0
	AVG BUILT COST		.00	.00	2610

SOUTH KENTUCKY RECC  
PRG. PLTEEDGR (WPLA)

ACCOUNT 367.00

WORK ORDER PLANT LEDGER REPORT  
FROM 01/01/10 THRU 09/30/10

PAGE 25  
RUN DATE 11/03/11 09:35 AM

ACCOUNT TOTALS

	-----MONTH-----	-----YTD-----	-----LIFE-----
BUILT	3630	21747.77	18929
RETIRE	2-	366.32-	1073-
TOTAL	3628	21381.45	17856
		178234.19	1075694
		5581.49-	44313-
		172652.70	1031381
			6129548.00
			382823.81-
			5746724.19





UNIT	DESCRIPTION	ACCOUNT	MONTH	YTD	LIFE
99004070	TRANSF. 7.2/120-240V 10KVA CSP				
INSTALL	.00 RETIRE	252.32	0	0	0
	BUILT		0	.00	73159
	RETIRED		15-	3779.55-	58890-
	TOTAL		15-	3779.55-	14269
	AVG BUILT COST			.00	77.26
99004080	TRANSF. 14.4/120-240V 10KVA SP				
INSTALL	.00 RETIRE	424.38	0	0	0
	BUILT		0	.00	831
	RETIRED		0	.00	770-
	TOTAL		0	.00	61
	AVG BUILT COST			.00	334.27
99004090	TRANSF. 7.2/120-240V 15KVA CON				
INSTALL	.00 RETIRE	433.76	75	55040.00	48902
	BUILT		1-	423.96-	32467-
	RETIRED		74	54516.04	16435
	TOTAL		74	54516.04	16435
	AVG BUILT COST			733.87	154.84
99004100	TRANSF. 14.4/120-240V 15KVA SP				
INSTALL	.00 RETIRE	586.15	15	13980.00	5398
	BUILT		12-	6736.80-	4410-
	RETIRED		3	7243.20	988
	TOTAL		3	932.00	928.92
	AVG BUILT COST			932.00	227.44
99004110	TRANSF. 15 KVA SINGLE PHASE CONV				
INSTALL	.00 RETIRE	.00	0	.00	3
	BUILT		0	.00	3-
	RETIRED		0	.00	0
	TOTAL		0	.00	0
	AVG BUILT COST			.00	226.32
99004120	TRANSF. 7.2/120-240V 25 KVA				
INSTALL	.00 RETIRE	531.91	35	39914.00	42071
	BUILT		9-	4686.66-	28855-
	RETIRED		26	35227.34	13216
	TOTAL		26	1140.40	185.08
	AVG BUILT COST			1140.40	6903723.63
99004121	TRANSF. 14.4/120-240V 25KVA				
INSTALL	.00 RETIRE	1012.12	0	.00	152
	BUILT		0	.00	12-
	RETIRED		0	.00	140
	TOTAL		0	.00	140
	AVG BUILT COST			.00	1015.33
99004130	TRANSF. 37 1/2 KVA				
INSTALL	.00 RETIRE	569.55	0	.00	629
	BUILT		0	.00	117-
	RETIRED		0	.00	512
	TOTAL		0	.00	512
	AVG BUILT COST			.00	543.04
99004135	25 KVA 1PH PADMOUNT TRANSFORMER				
INSTALL	.00 RETIRE	1211.97	0	.00	384
	BUILT		0	.00	5-
	RETIRED		0	.00	379
	TOTAL		0	.00	379
	AVG BUILT COST			.00	1188.97
99004140	50 KVA TRANSFORMERS-7.2/120-240				
INSTALL	.00 RETIRE	827.39	7	12572.00	1995
	BUILT		1-	808.96-	267-
	RETIRED		6	11763.04	1728
	TOTAL		6	1796.00	1728
	AVG BUILT COST			1796.00	828.22



UNIT	DESCRIPTION	ACCOUNT	-----MONTH-----	YTD	-----LIFE-----
99004200	300 KVA TRANSFORMERS (PAD MOUNT)				
INSTALL	.00 RETIRE	7313.52	0	4	28
	BUILT		0	40810.00	200371.97
	RETIRED		0	.00	11976.33-
	TOTAL		0	40810.00	188395.64
	AVG BUILT COST		.00	10202.50	7156.14
99004209	333 KVA TRANSFORMER-MEPB				
INSTALL	.00 RETIRE	4372.98	0	0	7
	BUILT		0	.00	30610.89
	RETIRED		0	.00	.00
	TOTAL		0	.00	30610.89
	AVG BUILT COST		.00	.00	4372.98
99004210	333 KVA AUTO TRANSFORMER				
INSTALL	.00 RETIRE	3094.71	0	0	54
	BUILT		0	.00	163628.90
	RETIRED		0	.00	21399.15-
	TOTAL		0	.00	142229.75
	AVG BUILT COST		.00	.00	3030.16
99004219	500 KVA TRANSFORMER-MEPB				
INSTALL	.00 RETIRE	4356.95	0	0	14
	BUILT		0	.00	60997.23
	RETIRED		0	.00	.00
	TOTAL		0	.00	60997.23
	AVG BUILT COST		.00	.00	4356.95
99004220	500 KVA TRANSFORMER (PAD MOUNT)				
INSTALL	.00 RETIRE	8312.73	0	1-	29
	BUILT		0	.00	233531.75
	RETIRED		0	.00	34928.47-
	TOTAL		0	.00	198603.28
	AVG BUILT COST		.00	.00	8052.82
99004225	750 KVA 3PH TRANSFORMER (PADMT)				
INSTALL	.00 RETIRE	13843.71	0	1	7
	BUILT		0	12294.00	96906.00
	RETIRED		0	.00	.00
	TOTAL		0	12294.00	96906.00
	AVG BUILT COST		.00	.00	13843.71
99004227	1000 KVA 3 PHTRANSFORMER(PADMT)				
INSTALL	.00 RETIRE	11520.50	0	0	11
	BUILT		0	.00	108440.60
	RETIRED		0	.00	16276.60-
	TOTAL		0	.00	92164.00
	AVG BUILT COST		.00	.00	9858.24
99004230	1000 KVA AUTO TRANSFORMER				
INSTALL	.00 RETIRE	6251.34	0	1	67
	BUILT		0	6778.00	406206.84
	RETIRED		0	.00	103629.24-
	TOTAL		0	6778.00	302577.60
	AVG BUILT COST		.00	.00	6062.79
99004240	1500 KVA, 3 PHASE TRANSF.(PM)				
INSTALL	.00 RETIRE	12454.60	0	0	41
	BUILT		0	.00	515316.10
	RETIRED		0	.00	35739.18-
	TOTAL		0	.00	479576.92
	AVG BUILT COST		.00	.00	12568.69
99004242	2000 KVA, 3 PHASE TRANSF(PM)				
INSTALL	.00 RETIRE	.00	0	1-	1
	BUILT		0	.00	15204.00
	RETIRED		0	.00	15204.00-
	TOTAL		0	.00	15204.00-
	AVG BUILT COST		.00	.00	.00

SOUTH KENTUCKY RECC  
PRG. PLTLEDDGR (WPLA) ACCOUNT 368.00

WORK ORDER PLANT LEDGER REPORT  
FROM 01/01/10 THRU 09/30/10

RUN DATE 11/03/11 09:35 AM  
PAGE 30

UNIT	DESCRIPTION	BUILT	RETIRED	TOTAL	AVG BUILT COST	MONTH	YTD	LIFE
99004244	2500 KVA, 3 PHASE TRANSF (PM)	0	0	0	.00		28868.00	18
INSTALL	.00 RETIRE	0	0	0	.00		24874.56	2-
							3993.44	16
							28868.00	24863.61
99004250	TRANSF ENCLOSURE, 75-100 KVA	0	0	0	.00		.00	6
INSTALL	4019.00 RETIRE	0	0	0	.00		.00	3-
							.00	3
							.00	2917.10
99004260	100KVAR 480V CAPACITOR BANK	0	0	0	.00		.00	2
INSTALL	.00 RETIRE	0	0	0	.00		.00	0
							.00	2
							.00	2149.87
99004261	CAPACITOR-MEPB	0	0	0	.00		.00	14
INSTALL	.00 RETIRE	0	0	0	.00		.00	0
							.00	14
							.00	9952.24
							.00	710.87
99004265	BRACKET - KVA ARRESTOR/CUTOUT	84	1-	83	18118.94		193644.92	6596
INSTALL	225.00 RETIRE	0	0	0	201.98		3409.15	14-
							190235.77	6452
							217.09	201.69
99004270	CUTOUTS	106	3-	103	14693.94		177058.70	13078
INSTALL	130.00 RETIRE	0	0	0	408.12		10784.29	1128-
							166274.41	11950
							162.14	134.16
99004280	CUTOUT COMB	0	0	0	.00		.00	64
INSTALL	90.00 RETIRE	0	0	0	.00		1739.36	669-
							1739.36	605-
							.00	133.15
99004290	27 KV LOADBREAK CUTOUT	0	0	0	.00		4636.24	718
INSTALL	528.00 RETIRE	0	0	0	.00		2140.74	100-
							2495.50	618
							772.71	298.93
99004300	LIGHTNING ARRESTER - 7.2	110	86-	24	11323.68		248834.63	48923
INSTALL	95.00 RETIRE	0	0	0	4889.10		85143.38	10451-
							163691.25	38472
							136.12	54.46
99004310	LIGHTNING ARRESTER - 14.4	6	8-	2-	666.19		13066.48	9177
INSTALL	134.00 RETIRE	0	0	0	345.60		3321.16	547-
							9745.32	8630
							169.69	373231.73
							111.03	43.30

SOUTH KENTUCKY RECC  
PRG. PLTEEDGR (WPLA) ACCOUNT 368.00

WORK ORDER PLANT LEDGER REPORT  
FROM 01/01/10 THRU 09/30/10

PAGE 31  
RUN DATE 11/03/11 09:35 AM

UNIT	DESCRIPTION	BUILT	RETIRED	TOTAL	AVG BUILT COST	MONTH	YTD	LIFE
99004320	RISER SENTRY ARRESTER, 9 KV	0	0	0	.00			
INSTALL	354.00 RETIRE	0	0	0	.00			
				3			1184.27	34
				0			.00	15-
				3			1184.27	19
							394.76	269.05
99004321	RISER SENTRY ARRESTER, 18 KV	0	0	0	.00			
INSTALL	214.00 RETIRE	0	0	0	.00			
				0			.00	52
				0			.00	14-
				0			.00	38
							.00	310.23
99004330	LINE SWITCHES	0	0	0	.00			
INSTALL	462.00 RETIRE	0	0	0	.00			
				0			.00	36
				0			.00	12-
				0			.00	24
							.00	396.82
99004340	TRANSFORMER POLY PAD(SMALL)	0	0	0	.00			
INSTALL	140.00 RETIRE	0	0	0	.00			
				0			.00	293
				0			.00	37-
				0			.00	256
							.00	138.08
99004341	TRANSFORMER BOX PAD(LARGE)	0	0	0	.00			
INSTALL	479.00 RETIRE	0	0	0	.00			
				2			1137.21	166
				1-			6044.06-	4-
				1			4906.85-	162
							568.61	5978.04
99009095	MEPB	0	0	0	.00			
INSTALL	.00 RETIRE	0	0	0	.00			
				0			.00	0
				0			.00	0
				0			.00	0
							.00	869871.90
							.00	869871.90-

SOUTH KENTUCKY BECC  
PRG. PLTEEDGR (WPLA)

ACCOUNT 368.00

WORK ORDER PLANT LEDGER REPORT  
FROM 01/01/10 THRU 09/30/10

RUN DATE 11/03/11 PAGE 32  
09:35 AM

ACCOUNT TOTALS

	-----MONTH-----	-----YTD-----	-----LIFE-----
BUILT	439	168332.75	4641
RETIRE	139-	31432.17-	2351-
TOTAL	300	136900.58	2290
			1457720.45
			383924.20-
			1073796.25
			261770
			144444-
			117326
			39591268.61
			7655614.43-
			31935654.18

SOUTH KENTUCKY RECC  
PRG. P/TEEDGR (WPLA) ACCOUNT 369.00

WORK ORDER PLANT LEDGER REPORT  
FROM 01/01/10 THRU 09/30/10

RUN DATE 11/03/11 PAGE 33  
09:35 AM

UNIT	DESCRIPTION	ACCOUNT	MONTH	YTD	LIFE
99005010	#8 WP - 2W SERVICES				
INSTALL	47.00 RETIRE	8.82	BUILT 0 RETIRE 0 TOTAL 0	0	.00 .00 .00
			AVG BUILT COST	0	.00
99005011	2WIRE OH SECONDARY SERVICES				
INSTALL	11.00 RETIRE	4.83	BUILT 0 RETIRE 0 TOTAL 0	0	.00 .00 .00
			AVG BUILT COST	0	.00
99005020	3 W SERVICES				
INSTALL	448.00 RETIRE	134.81	BUILT 35 RETIRE 51- TOTAL 16-	316	12698.02 6685.59- 6012.43
			AVG BUILT COST	108-	457.19
99005030	3 W SECONDARY SERVICES				
INSTALL	365.00 RETIRE	175.87	BUILT 27 RETIRE 40- TOTAL 13-	271	6943.45 6890.40- 53.05
			AVG BUILT COST	1	257.16
99005040	4 W SERVICES				
INSTALL	491.00 RETIRE	568.48	BUILT 1 RETIRE 1- TOTAL 0	5	721.87 563.76- 158.11
			AVG BUILT COST	3-	819.89
99005050	4 W SECONDARY SERVICES				
INSTALL	443.00 RETIRE	382.29	BUILT 0 RETIRE 0 TOTAL 0	0	.00 .00 .00
			AVG BUILT COST	0	.00
99005060	3 W URD SERVICES				
INSTALL	1232.00 RETIRE	750.60	BUILT 58 RETIRE 2- TOTAL 56	315	49940.39 1464.72- 48475.67
			AVG BUILT COST	19-	1325.12
99005061	3 W URD SECONDARY SERVICE				
INSTALL	815.00 RETIRE	561.03	BUILT 1 RETIRE 0 TOTAL 1	20	992.50 .00 992.50
			AVG BUILT COST	18	927.76
99005065	3W URD SERVICE(350MCM)				
INSTALL	.00 RETIRE	30.44	BUILT 0 RETIRE 0 TOTAL 0	0	.00 .00 .00
			AVG BUILT COST	0	.00
99005070	4 W URD SERVICES				
INSTALL	2669.00 RETIRE	1108.24	BUILT 0 RETIRE 0 TOTAL 0	4	.00 .00 .00
			AVG BUILT COST	4	6084.05

1521.01

UNIT	DESCRIPTION	MONTH	YTD	LIFE
99005076 4	W URD SEC SERVICE	BUILT 0 RETIRE 0 TOTAL 0	.00 .00 .00	0 0 0
INSTALL	1424.00 RETIRE	AVG BUILT COST 0	.00	4 0 4
				6177.04 .00 6177.04
99005080	TRIPLEX - SERVICE DROPS	BUILT 0 RETIRE 0 TOTAL 0	.00 .00 .00	0 0 0
INSTALL	.00 RETIRE 378.65	AVG BUILT COST 0	.00	139512 0 139512
				52826.37 .00 52826.37
99005090	QUADRAPLEX - SERVICE	BUILT 0 RETIRE 0 TOTAL 0	.00 .00 .00	0 0 0
INSTALL	.00 RETIRE 1113.98	AVG BUILT COST 0	.00	93 0 93
				103.60 .00 103.60
99005100	30 AMPERE SERVICE ENTRANCE	BUILT 0 RETIRE 0 TOTAL 0	.00 .00 .00	0 0 0
INSTALL	.00 RETIRE 8.39	AVG BUILT COST 0	.00	1918 0 1918
				16099.44 .00 16099.44
99005110	60 AMPERE SERVICE ENTRANCE	BUILT 0 RETIRE 0 TOTAL 0	.00 .00 .00	0 0 0
INSTALL	.00 RETIRE 10.52	AVG BUILT COST 0	.00	3253 0 3253
				34205.98 .00 34205.98
99005120	100 AMPERE SERVICE ENTRANCE	BUILT 0 RETIRE 0 TOTAL 0	.00 .00 .00	0 0 0
INSTALL	.00 RETIRE 20.50	AVG BUILT COST 0	.00	2 0 2
				41.00 .00 41.00
99005130	30 AMP CIRCUIT BREAKER BOXES	BUILT 0 RETIRE 0 TOTAL 0	.00 .00 .00	0 0 0
INSTALL	.00 RETIRE 6.80	AVG BUILT COST 0	.00	2085 0 2085
				14185.38 .00 14185.38
99005140	60 AMP CIRCUIT BREAKER BOXES	BUILT 0 RETIRE 0 TOTAL 0	.00 .00 .00	0 0 0
INSTALL	.00 RETIRE 6.27	AVG BUILT COST 0	.00	4338 0 4338
				27186.09 .00 27186.09
99009096	MEPB	BUILT 0 RETIRE 0 TOTAL 0	.00 .00 .00	0 0 0
INSTALL	.00 RETIRE .00	AVG BUILT COST 0	.00	0 0 0
				117656.36 .00 117656.36



SOUTH KENTUCKY RECC  
PRG. PLTELEDGR (WPIA)

ACCOUNT 369.00

WORK ORDER PLANT LEDGER REPORT  
FROM 01/01/10 THRU 09/30/10

PAGE 35  
RUN DATE 11/03/11 09:35 AM

ACCOUNT TOTALS

	MONTH	YTD	LIFE
BUILT	122	71296.23	931
RETIRED	94-	15604.47-	723-
TOTAL	28	55691.76	208

	694808.77	258327	23209561.28
	120600.99-	22752-	2740017.35-
	574207.78	235575	20469543.93

SOUTH KENTUCKY RECC  
PRG. PLTLEDGR (WPLA) ACCOUNT 370.00

WORK ORDER PLANT LEDGER REPORT  
FROM 01/01/10 THRU 09/30/10

RUN DATE 11/03/11 PAGE 36  
09:35 AM

UNIT	DESCRIPTION	ACCOUNT	MONTH	YTD	LIFE
99006010	2-3 WIRE		BUILT 0 RETIRED 0 TOTAL 0	.00 .00 .00	3149 3149- 0
			AVG BUILT COST	.00	2.20
99006020	2 WIRE		BUILT 0 RETIRED 0 TOTAL 0	.00 .00 .00	747 222- 525
			AVG BUILT COST	.00	11.61
99006030	2 W, 120 VOLT, 1PHASE, 2 1/2 AMP		BUILT 0 RETIRED 0 TOTAL 0	.00 .00 .00	1400 469- 931
			AVG BUILT COST	.00	24392.31
99006040	2W, 120V, DEMAND A-BASE PRI. METER		BUILT 0 RETIRED 0 TOTAL 0	.00 .00 .00	84 26- 58
			AVG BUILT COST	.00	9505.54
99006050	2W, 240 VOLT, 1 PHASE, 2 1/2 AMP		BUILT 0 RETIRED 0 TOTAL 0	.00 .00 .00	13 8- 5
			AVG BUILT COST	.00	3872.12
99006060	2 1/2 AMP, 2 WIRE DEMAND		BUILT 0 RETIRED 0 TOTAL 0	.00 .00 .00	61 39- 22
			AVG BUILT COST	.00	3104.42
99006070	3 WIRE		BUILT 0 RETIRED 0 TOTAL 0	.00 .00 .00	114907 50244- 64663
			AVG BUILT COST	.00	4483651.84
99006071	3 W, 1 PH, 240V, FM2S, CL200-ERT		BUILT 0 RETIRED 0 TOTAL 0	.00 .00 .00	288 0 288
			AVG BUILT COST	.00	24819.90
99006080	3 WIRE SINGLE PHASE DEMAND		BUILT 0 RETIRED 0 TOTAL 0	.00 .00 .00	198 25- 173
			AVG BUILT COST	.00	5937.59



UNIT	DESCRIPTION	BUILT	RETIRED	TOTAL	AVG BUILT COST	MONTH	YTD	LIFE
99006144	FORM 15S/16S CL200 120-480V 4W	0	0	0	.00	0	.00	271
INSTALL		0	0	98-	.00	98-	22710.78-	266-
		0	0	98-	.00	98-	22710.78-	5
		0	0	98-	.00	98-	22710.78-	5
99006145	3PH F15/16S CL320 SENTNL-120V 4W	0	0	0	.00	0	.00	32
INSTALL		0	0	0	.00	0	.00	0
		0	0	0	.00	0	.00	32
		0	0	0	.00	0	.00	32
99006150	2 1/2AMP, 4WIRE TERMINAL (A-BASE)	0	0	0	.00	0	.00	104
INSTALL		0	0	0	.00	0	.00	26-
		0	0	0	.00	0	.00	78
		0	0	0	.00	0	.00	78
99006160	METER SOCKETS (LARGE)	0	0	24	.00	24	2176.32	28
INSTALL		0	0	24-	.00	24-	2176.32-	24-
		0	0	24-	.00	24-	2176.32-	4
		0	0	24-	.00	24-	2176.32-	4
99006170	1 1/4" VERT M SOCKETS (M BASE)	0	0	0	.00	0	.00	215
INSTALL		0	0	0	.00	0	.00	1-
		0	0	0	.00	0	.00	214
		0	0	0	.00	0	.00	214
99006172	METER SOCKET (5 TERMINAL)	0	0	0	.00	0	.00	80
INSTALL		0	0	0	.00	0	.00	1-
		0	0	0	.00	0	.00	79
		0	0	0	.00	0	.00	79
99006173	METER SOCKET (6 TERMINAL)	0	0	0	.00	0	.00	47
INSTALL		0	0	0	.00	0	.00	0
		0	0	0	.00	0	.00	47
		0	0	0	.00	0	.00	47
99006174	METER SOCKET (13 TERMINAL)	0	0	79	.00	79	10988.41	373
INSTALL		0	0	79	.00	79	10988.41	6-
		0	0	79	.00	79	10988.41	367
		0	0	79	.00	79	10988.41	367
99006175	METER SOCKET (8 TERMINAL)	0	0	28	.00	28	2539.04	28
INSTALL		0	0	28	.00	28	2539.04	0
		0	0	28	.00	28	2539.04	28
		0	0	28	.00	28	2539.04	28
99006180	M SOCKETS, 1" 2 PIPE FOR VERT MT	0	0	0	.00	0	.00	3149
INSTALL		0	0	0	.00	0	.00	0
		0	0	0	.00	0	.00	3149
		0	0	0	.00	0	.00	3149

SOUTH KENTUCKY RECC  
PRG. PLTLEDR (WPLA) ACCOUNT 370.00

WORK ORDER PLANT LEDGER REPORT  
FROM 01/01/10 THRU 09/30/10

PAGE 39  
RUN DATE 11/03/11 09:35 AM

UNIT	DESCRIPTION	MONTH	YTD	LIFE
99006189	PRIMARY METER MOUNT	BUILT 0 RETIRED 0 TOTAL 0	.00 .00 .00	0 0 0
INSTALL		AVG BUILT COST 0	.00	12
99006190	CURRENT TRANSFORMERS	BUILT 3 RETIRED 1- TOTAL 2	458.07 81.90- 376.17	39 16- 23
INSTALL		AVG BUILT COST 152.69	133.02	12
99006191	CURRENT TRANSFORMER - 15 KV	BUILT 0 RETIRED 0 TOTAL 0	.00 .00 .00	0 0 0
INSTALL		AVG BUILT COST 0	.00	164
99006200	POTENTIAL TRANSFORMERS	BUILT 0 RETIRED 0 TOTAL 0	.00 .00 .00	0 0 0
INSTALL		AVG BUILT COST 0	.00	80-
99006210	VOLT METER	BUILT 0 RETIRED 0 TOTAL 0	.00 .00 .00	0 0 0
INSTALL		AVG BUILT COST 0	.00	84
99006220	CIRCUIT BREAKER CONTROL	BUILT 0 RETIRED 0 TOTAL 0	.00 .00 .00	0 0 0
INSTALL		AVG BUILT COST 0	.00	164
99006230	TERMINAL TEST BLOCKS( TEST SWITCH	BUILT 12 RETIRED 0 TOTAL 0	2936.46 1123.71- 1812.75	1242 182- 1060
INSTALL		AVG BUILT COST 0	244.71	183.16
99006231	3 PHASE SOCKET ADAPTER	BUILT 0 RETIRED 0 TOTAL 0	.00 .00 .00	0 0 0
INSTALL		AVG BUILT COST 0	.00	105
99006232	8/9S -ABASE ADAPTER	BUILT 0 RETIRED 0 TOTAL 0	.00 .00 .00	0 0 0
INSTALL		AVG BUILT COST 0	.00	2
99006240	OUTDOOR METER BOX (MET. ENC., ME. CA	BUILT 0 RETIRED 0 TOTAL 0	.00 .00 .00	0 0 0
INSTALL		AVG BUILT COST 0	.00	105

99006231	3 PHASE SOCKET ADAPTER	BUILT 39 RETIRED 0 TOTAL 39	4838.18 89.98- 4748.20	39 0 39
INSTALL		AVG BUILT COST 124.06	124.06	124.06
99006232	8/9S -ABASE ADAPTER	BUILT 6 RETIRED 0 TOTAL 6	968.57 .00 968.57	6 0 6
INSTALL		AVG BUILT COST 161.43	161.43	161.43
99006240	OUTDOOR METER BOX (MET. ENC., ME. CA	BUILT 436 RETIRED 31- TOTAL 405	44733.30 4319.95- 40413.35	436 31- 405
INSTALL		AVG BUILT COST 102.60	102.60	102.60

UNIT	DESCRIPTION	ACCOUNT	MONTH	YTD	LIFE
99006250	PULSE RECORDING METERING INSTALL				
INSTALL	.00 RETIRE	3132.65			
	BUILT	0	.00	0	18795.90
	RETIRE	0	.00	0	.00
	TOTAL	0	.00	0	18795.90
	AVG BUILT COST		.00	.00	3132.65
99006260	FULCRUM METER FORM 9S				
INSTALL	.00 RETIRE	1512.98			
	BUILT	0	.00	0	1512.98
	RETIRE	0	.00	0	.00
	TOTAL	0	.00	0	1512.98
	AVG BUILT COST		.00	.00	1512.98
99007080	FORM 5A-3PH, 3W, 120V, CLASS 20				
INSTALL	.00 RETIRE	152.65			
	BUILT	0	.00	0	1832.51
	RETIRE	0	.00	0	.75-
	TOTAL	0	.00	0	1831.76
	AVG BUILT COST		.00	.00	152.71
99007220	FORM 8A 3PH, 4W, 240V, CLASS 20				
INSTALL	.00 RETIRE	138.58			
	BUILT	0	.00	0	969.78
	RETIRE	0	.00	0	415.46-
	TOTAL	0	.00	0	554.32
	AVG BUILT COST		.00	.00	121.22
99009097	MEPB				
INSTALL	.00 RETIRE	.00			
	BUILT	0	.00	0	264669.75
	RETIRE	0	.00	0	.00
	TOTAL	0	.00	0	264669.75-
	AVG BUILT COST		.00	.00	.00

SOUTH KENTUCKY RECC  
PRG. PILEDR (WPLA)

ACCOUNT 370.00

WORK ORDER PLANT LEDGER REPORT  
FROM 01/01/10 THRU 09/30/10

PAGE 41  
RUN DATE 11/03/11 09:35 AM

ACCOUNT TOTALS

	-----MONTH-----	-----YTD-----	-----LIFE-----
BUILT	55	10895.97	138665
RETIRE	2603-	128195.29-	57980-
TOTAL	2548-	117299.32-	80685
			6745754.33
			2677247.90-
			4068506.43

SOUTH KENTUCKY RECC  
PRG. PLEDGR (WPLA) ACCOUNT 370.01

WORK ORDER PLANT LEDGER REPORT  
FROM 01/01/10 THRU 09/30/10

RUN DATE 11/03/11 09:35 AM  
PAGE 42

UNIT	DESCRIPTION	AMOUNT	MONTH	YTD	LIFE
99105010	GE I-210 FM1S CL100 120V 2W	BUILT 5 RETIRED 0 TOTAL 5	912.65 456.33- 456.32	24 0 24	4380.72 2190.37- 2190.35
	INSTALL .00 RETIRE 151.68	AVG BUILT COST 182.53			182.53
99105020	GE I-210 FM2S CL200 240V 3W	BUILT 2672 RETIRED 0 TOTAL 2672	326277.92 163138.96- 163138.96	10458 0 10458	1277026.38 638513.20- 638513.18
	INSTALL .00 RETIRE 99.81	AVG BUILT COST 122.11			122.11
99105030	GE I-210 FM2S CL320 240V 3W	BUILT 166 RETIRED 0 TOTAL 166	28892.30 14446.15- 14446.15	1777 1000- 777	309286.85 241668.44- 67618.41
	INSTALL .00 RETIRE 126.17	AVG BUILT COST 174.05			174.05
99105050	GE I-210 FM3S CL20 240V 2W	BUILT 13 RETIRED 0 TOTAL 13	2262.65 1131.33- 1131.32	62 0 62	10791.10 5395.57- 5395.53
	INSTALL .00 RETIRE 138.81	AVG BUILT COST 174.05			174.05
99105060	GE I-210 FM4S CL20 240V 3W	BUILT 7 RETIRED 0 TOTAL 7	1218.35 609.18- 609.17	31 0 31	5395.55 2697.78- 2697.77
	INSTALL .00 RETIRE 135.87	AVG BUILT COST 174.05			174.05
99105070	GE I-210 FM12S CL200 120V 3W	BUILT 2 RETIRED 0 TOTAL 2	413.82 206.91- 206.91	9 0 9	1862.19 931.10- 931.09
	INSTALL .00 RETIRE 111.41	AVG BUILT COST 206.91			206.91
99105400	LOAD CONTROL SWITCH 240V	BUILT 297 RETIRED 0 TOTAL 297	53519.40 26759.70- 26759.70	1193 0 1193	214978.60 107489.30- 107489.30
	INSTALL .00 RETIRE 131.80	AVG BUILT COST 180.20			180.20
99105410	DISCONNECT COLLAR	BUILT 0 RETIRED 0 TOTAL 0	.00 .00 .00	2558 0 2558	369631.00 184815.50- 184815.50
	INSTALL .00 RETIRE 105.91	AVG BUILT COST .00			144.50



SOUTH KENTUCKY RECC  
PRG. PLTLEDGR (WPLA)

ACCOUNT 370.01

WORK ORDER PLANT LEDGER REPORT  
FROM 01/01/10 THRU 09/30/10

PAGE 43  
RUN DATE 11/03/11 09:35 AM

ACCOUNT TOTALS

	-----MONTH-----		-----YTD-----		-----YTD-----	
BUILT	3162	413497.09	16112	2193352.39	16112	2193352.39
RETIRE	0	206748.56-	1000-	1183701.26-	1000-	1183701.26-
TOTAL	3162	206748.53	15112	1009651.13	15112	1009651.13

SOUTH KENTUCKY RECC  
PRG. PLFLEDGR (WPLA) ACCOUNT 370.03

WORK ORDER PLANT LEDGER REPORT  
FROM 01/01/10 THRU 09/30/10

PAGE 44  
RUN DATE 11/03/11 09:35 AM

UNIT	DESCRIPTION	ACCOUNT	MONTH	YTD	LIFE
99105150	GE KV2C FM8/9S CL20 ARV 4W				
INSTALL	.00 RETIRE	397.44			
	BUILT		20	11430.00	204
	RETIRE		0	5715.00-	96-
	TOTAL		20	5715.00	108
	AVG BUILT COST			571.50	
99105180	GE KV2C FM15/16S CL200 ARV 4W				
INSTALL	.00 RETIRE	333.84			
	BUILT		27	13343.00	240
	RETIRE		0	6671.50-	96-
	TOTAL		27	6671.50	144
	AVG BUILT COST			494.19	
99105190	GE KV2C FM15/16S CL320 ARV 4W				
INSTALL	.00 RETIRE	340.93			
	BUILT		8	4165.00	77
	RETIRE		0	2082.50-	32-
	TOTAL		8	2082.50	45
	AVG BUILT COST			520.63	
99105200	GE KV2C FM3S CL20 ARV 2W W/VTM				
INSTALL	.00 RETIRE	243.01			
	BUILT		2	968.20	18
	RETIRE		0	484.10-	8-
	TOTAL		2	484.10	10
	AVG BUILT COST			484.10	
99105220	GE KV2C FM45S CL20 ARV 3W W/VTM				
INSTALL	.00 RETIRE	388.07			
	BUILT		0	.00	24
	RETIRE		0	.00	0
	TOTAL		0	.00	24
	AVG BUILT COST			.00	
99105240	GE KV2C FM8/9S CL20 ARV 4W W/VTM				
INSTALL	.00 RETIRE	390.75			
	BUILT		27	15716.70	241
	RETIRE		0	7858.35-	96-
	TOTAL		27	7858.35	145
	AVG BUILT COST			582.10	

SOUTH KENTUCKY BECC  
PRG. PILEDGR (WPLA)

ACCOUNT 370.03

WORK ORDER PLANT LEDGER REPORT  
FROM 01/01/10 THRU 09/30/10

PAGE 45  
RUN DATE 11/03/11 09:35 AM

ACCOUNT TOTALS

	-----MONTH-----	-----YTD-----	-----IIFE-----
BUILT	84	804	804
RETIRE	0	328-	328-
TOTAL	84	476	476
		432420.00	432420.00
		302836.25-	302836.25-
		129583.75	129583.75

SOUTH KENTUCKY RECC  
PRG. PILEBGR (WPLA) ACCOUNT 370.16

WORK ORDER PLANT LEDGER REPORT  
FROM 01/01/10 THRU 09/30/10

PAGE 46  
RUN DATE 11/03/11 09:35 AM

UNIT	DESCRIPTION	MONTH	YTD	LIFE
99106000	AMR-COMPUTER SERVER-TNS DELL 100	BUILT 0 RETIRED 0 TOTAL 0	23874.70 4423.91- 19450.79	0 0 0
INSTALL	.00 RETIRE	0	.00	0
	AVG BUILT COST	0	.00	0
99106010	AMR - COMPUTER SOFTWARE& LICENSE	BUILT 0 RETIRED 0 TOTAL 0	146015.00 .00 146015.00	0 0 0
INSTALL	.00 RETIRE	0	.00	0
	AVG BUILT COST	0	.00	0
99106020	AMR - ETHERNET ROUTING SWITCH	BUILT 0 RETIRED 0 TOTAL 0	6572.82 .00 6572.82	0 0 0
INSTALL	.00 RETIRE	0	.00	0
	AVG BUILT COST	0	.00	0
99106030	AMR - GEOEXPRESS 7 WIN SOFTWARE	BUILT 0 RETIRED 0 TOTAL 0	2026.58 .00 2026.58	0 0 0
INSTALL	.00 RETIRE	0	.00	0
	AVG BUILT COST	0	.00	0
99106040	AMR - KVM SWITCH	BUILT 0 RETIRED 0 TOTAL 0	4851.27 .00 4851.27	0 0 0
INSTALL	.00 RETIRE	0	.00	0
	AVG BUILT COST	0	.00	0
99106050	AMR -TNS DELL OPTIMUM 100 SERVER	BUILT 0 RETIRED 0 TOTAL 0	4423.91 .00 4423.91	0 0 0
INSTALL	.00 RETIRE	0	.00	0
	AVG BUILT COST	0	.00	0
99106060	NOMAD GPS SYS - ES22C43777	BUILT 0 RETIRED 0 TOTAL 0	3296.72 .00 3296.72	0 0 0
INSTALL	.00 RETIRE	0	.00	0
	AVG BUILT COST	0	.00	0
99106070	NOMAD GPS SYS - ES22C43787	BUILT 0 RETIRED 0 TOTAL 0	3296.72 .00 3296.72	0 0 0
INSTALL	.00 RETIRE	0	.00	0
	AVG BUILT COST	0	.00	0
99106080	NOMAD GPS SYS - ES22C43889	BUILT 0 RETIRED 0 TOTAL 0	3296.72 .00 3296.72	0 0 0
INSTALL	.00 RETIRE	0	.00	0
	AVG BUILT COST	0	.00	0
99106090	NOMAD GPS SYS - ES23C44631	BUILT 0 RETIRED 0 TOTAL 0	3296.72 .00 3296.72	0 0 0
INSTALL	.00 RETIRE	0	.00	0
	AVG BUILT COST	0	.00	0

SOUTH KENTUCKY RECC  
PRG. PILEDGR (WPLA) ACCOUNT 370.16

WORK ORDER PLANT LEDGER REPORT  
FROM 01/01/10 THRU 09/30/10

PAGE 47  
RUN DATE 11/03/11 09:35 AM

UNIT	DESCRIPTION	ACCOUNT	MONTH	YTD	LIFE
99106100	NOMAD GPS SYS - ES23C44730				
INSTALL	.00 RETIRE	3296.72	.00	3296.72	1
	BUILT	0	.00	3296.72	1
	RETIRES	0	.00	.00	0
	TOTAL	0	.00	3296.72	1
	AVG BUILT COST		.00	3296.72	
99106110	NOMAD GPS SYS - ES23C44734				
INSTALL	.00 RETIRE	3296.72	.00	3296.72	1
	BUILT	0	.00	3296.72	1
	RETIRES	0	.00	.00	0
	TOTAL	0	.00	3296.72	1
	AVG BUILT COST		.00	3296.72	
99106120	PATHFINDER GPS RECVR-5012473349				
INSTALL	.00 RETIRE	2644.70	.00	2644.70	1
	BUILT	0	.00	2644.70	1
	RETIRES	0	.00	.00	0
	TOTAL	0	.00	2644.70	1
	AVG BUILT COST		.00	2644.70	
99106130	PATHFINDER GPS RECVR-5012473349				
INSTALL	.00 RETIRE	2644.70	.00	2644.70	1
	BUILT	0	.00	2644.70	1
	RETIRES	0	.00	.00	0
	TOTAL	0	.00	2644.70	1
	AVG BUILT COST		.00	2644.70	
99106140	PATHFINDER GPS RECVR-5012473405				
INSTALL	.00 RETIRE	2644.70	.00	2644.70	1
	BUILT	0	.00	2644.70	1
	RETIRES	0	.00	.00	0
	TOTAL	0	.00	2644.70	1
	AVG BUILT COST		.00	2644.70	
99106150	PATHFINDER GPS RECVR-5012473428				
INSTALL	.00 RETIRE	2644.70	.00	2644.70	1
	BUILT	0	.00	2644.70	1
	RETIRES	0	.00	.00	0
	TOTAL	0	.00	2644.70	1
	AVG BUILT COST		.00	2644.70	
99106160	PATHFINDER GPS RECVR-5012473429				
INSTALL	.00 RETIRE	2644.70	.00	2644.70	1
	BUILT	0	.00	2644.70	1
	RETIRES	0	.00	.00	0
	TOTAL	0	.00	2644.70	1
	AVG BUILT COST		.00	2644.70	
99106170	PATHFINDER GPS RECVR-5012473437				
INSTALL	.00 RETIRE	2644.70	.00	2644.70	1
	BUILT	0	.00	2644.70	1
	RETIRES	0	.00	.00	0
	TOTAL	0	.00	2644.70	1
	AVG BUILT COST		.00	2644.70	
99106180	PROJECT PRO SOFTWARE				
INSTALL	.00 RETIRE	748.76	.00	748.76	1
	BUILT	0	.00	1455.12	2
	RETIRES	0	.00	706.36	1
	TOTAL	0	.00	748.76	1
	AVG BUILT COST		.00	727.56	

SOUTH KENTUCKY RECC  
PRG. PLTFLEDGR (WPLA)

ACCOUNT 370.16

WORK ORDER PLANT LEDGER REPORT  
FROM 01/01/10 THRU 09/30/10

PAGE 48  
RUN DATE 11/03/11 09:35 AM

ACCOUNT TOTALS

	MONTH	YTD	LIFE
BUILT	0	18	18
RETIRE	0	1-	1-
TOTAL	0	17	17
		224867.92	224867.92
		5130.27-	5130.27-
		219737.65	219737.65

UNIT	DESCRIPTION	ACCOUNT	MONTH	YTD	LIFE
99007010	SECURITY L - MERCURY(175-400W)		3	467.37	243
INSTALL			16-	2239.36-	189-
			13-	1771.99-	54
				155.79	320.09
99007011	SL-250-400W MERCVAPOR-FLOOD-MEPB		0	.00	0
INSTALL			0	.00	0
			0	.00	0
				.00	.00
				.00	.00
99007012	SECURITY L - METAL HALIDE(100W)		52	13679.91	155
INSTALL			1-	389.74-	1-
			51	13290.17	154
				263.08	347.25
99007014	SL - 250 HPSODIUM-MEPB		0	.00	0
INSTALL			0	.00	0
			0	.00	0
				.00	.00
				.00	.00
99007015	SECURITY L - SODIUM(100W)		0	.00	0
INSTALL			5-	859.35-	14-
			5-	859.35-	14-
				.00	.00
				.00	.00
99007016	SECURITY L-SODIUM FLOOD(100-250W)		2	945.70	25
INSTALL			4-	1420.28-	24-
			2-	474.58-	1
				472.85	577.60
99007017	SL-400W METAL HALIDE FLOOD LIGHT		3	1683.60	32
INSTALL			0	.00	1-
			3	1683.60	31
				561.20	633.17
99007018	SL-1000W METAL HALIDE FLOOD LIGH		2	1029.97	10
INSTALL			1-	605.85-	4-
			1	424.12	6
				514.99	724.90
99007019	SL-250W METAL HALIDE FLOOD LIGHT		2	929.84	5
INSTALL			0	.00	1-
			2	929.84	4
				464.92	282.44
99007020	SECURITY LIGHT POLES		11	3182.34	84
INSTALL			5-	1362.00-	67-
			6	1820.34	17
				289.30	562.14

SOUTH KENTUCKY RECC  
PRG. PLTLEDGR (WPLA)

ACCOUNT 371.00  
WORK ORDER PLANT LEDGER REPORT  
FROM 01/01/10 THRU 09/30/10

PAGE 50  
RUN DATE 11/03/11 09:35 AM

UNIT	DESCRIPTION	AMOUNT	MONTH	YTD	LIFE
99007040	SIGNS				
INSTALL	.00 RETIRE	151.75			
	BUILT	0			30
	RETIRE	0			0
	TOTAL	0			30
	AVG BUILT COST	.00			151.75
99007090	SENTRY DEVICES				
INSTALL	.00 RETIRE	.00			
	BUILT	0			1792
	RETIRE	0			1792
	TOTAL	0			0
	AVG BUILT COST	.00			202.19
99008005	SL-1000W METAL HALIDE-GALLERIA				
INSTALL	553.00 RETIRE	974.62			
	BUILT	0			18
	RETIRE	0			2
	TOTAL	0			16
	AVG BUILT COST	.00			961.42
99008027	POLE, 30'-(METAL) SQUARE				
INSTALL	675.00 RETIRE	1176.26			
	BUILT	0			36
	RETIRE	0			0
	TOTAL	0			36
	AVG BUILT COST	.00			1176.26
99009098	MEPB				
INSTALL	.00 RETIRE	.00			
	BUILT	0			0
	RETIRE	0			0
	TOTAL	0			0
	AVG BUILT COST	.00			.00



SOUTH KENTUCKY RECC  
PRG. PLLEDGR (WPLA)

ACCOUNT 371.00

WORK ORDER PLANT LEDGER REPORT  
FROM 01/01/10 THRU 09/30/10

PAGE 51  
RUN DATE 11/03/11 09:35 AM

ACCOUNT TOTALS

	-----MONTH-----	-----YTD-----	-----LIFE-----
BUILT	75	21918.73	43179
RETIRE	32-	6876.58-	8109-
TOTAL	43	15042.15	35070
		222186.60	7583848.87
		59005.77-	1461597.40-
		163180.83	6122251.47

SOUTH KENTUCKY RECC  
PRG. PLEDGER (WPLA) ACCOUNT 373.00

WORK ORDER PLANT LEDGER REPORT  
FROM 01/01/10 THRU 09/30/10

RUN DATE 11/03/11 PAGE 52  
09:35 AM

UNIT	DESCRIPTION	ACORN	MONTH	YTD	LIFE
99007980	STL-100W METAL HALIDE	ACORN			
INSTALL	1150.00 RETIRE	1245.55	0	0	17
	BUILT	.00	0	.00	17
	RETIRED	.00	0	.00	0
	TOTAL	.00	0	.00	17
	AVG BUILT COST	.00	0	.00	1067.31
99007985	STL-100W METAL HALIDE-LEXINGTON				
INSTALL	232.00 RETIRE	403.81	0	0	26
	BUILT	.00	0	.00	26
	RETIRED	.00	0	.00	3-
	TOTAL	.00	0	.00	23
	AVG BUILT COST	.00	0	.00	397.94
99008000	STL-400W METAL HALIDE-GALLERIA				
INSTALL	900.00 RETIRE	893.19	0	0	18
	BUILT	.00	0	.00	18
	RETIRED	.00	0	.00	2-
	TOTAL	.00	0	.00	16
	AVG BUILT COST	.00	0	.00	894.94
99008010	STREET L - MERCURY(175-400W)				
INSTALL	348.00 RETIRE	252.99	0	0	199
	BUILT	.00	0	.00	91-
	RETIRED	.00	0	.00	108
	TOTAL	.00	0	.00	203.91
	AVG BUILT COST	.00	0	.00	4346.23
99008011	STREET L-400 W SODIUM COBRA HEAD				
INSTALL	299.19 RETIRE	301.34	0	0	12
	BUILT	.00	0	.00	6-
	RETIRED	.00	0	.00	6-
	TOTAL	.00	0	.00	6
	AVG BUILT COST	.00	0	.00	362.19
99008015	STREET L - SODIUM(100-250W)				
INSTALL	191.00 RETIRE	250.46	0	0	557
	BUILT	.00	0	.00	145-
	RETIRED	.00	0	.00	412
	TOTAL	.00	0	.00	239.29
	AVG BUILT COST	.00	0	.00	66040.74
99008017	STREET L - SODIUM(100W ACORN)				
INSTALL	452.00 RETIRE	794.26	0	0	84
	BUILT	.00	0	.00	0
	RETIRED	.00	0	.00	84
	TOTAL	.00	0	.00	786.20
	AVG BUILT COST	.00	0	.00	66040.74
99008018	STREET L - SODIUM(150W)				
INSTALL	369.00 RETIRE	208.58	0	0	114
	BUILT	.00	0	.00	13-
	RETIRED	.00	0	.00	101
	TOTAL	.00	0	.00	200.19
	AVG BUILT COST	.00	0	.00	22822.20
99008019	STREET L - SODIUM(200S)				
INSTALL	572.00 RETIRE	282.83	2-	2-	160
	BUILT	493.38	2-	2-	183
	RETIRED	559.92-	2-	2-	23-
	TOTAL	66.54-	0	3-	160
	AVG BUILT COST	246.69	0	3-	289.32
99008020	STREET L POLE(WOOD)				
INSTALL	109.00 RETIRE	202.60	0	0	149
	BUILT	.00	0	.00	8-
	RETIRED	.00	0	.00	141
	TOTAL	.00	0	.00	200.94
	AVG BUILT COST	.00	0	.00	29940.63



SOUTH KENTUCKY RECC  
 PRG. P/LIEDGR (WPLA)      ACCOUNT 373.00

WORK ORDER PLANT LEDGER REPORT  
 FROM 01/01/10 THRU 09/30/10

RUN DATE 11/03/11      PAGE 54  
 09:35 AM

ACCOUNT TOTALS

	-----MONTH-----	-----YTD-----	-----LIFE-----
BUILT	2	263	89815
RETIRED	2-	148-	2242-
TOTAL	0	115	87573
		12376.93	846998.35
		6418.44-	196928.55-
		5958.49	650069.80

493.38  
 559.92-  
 66.54-

GRAND TOTALS	-----MONTH-----		-----YTD-----		-----LIFE-----	
	BUILT	RETIRED	AMOUNT	QUANTITY	AMOUNT	AMOUNT
	138915	1225008.92	997823	1	17823.85	84695327 216131379.36
	124387-	541977.49-	828553-	0	.00	19946627- 43273335.50-
	14528	683031.43	169270	3	270245.21	64748700 172858043.86
	TOTAL					
GRAND TOTALS BY ACCOUNT	ACCOUNT	QUANTITY	AMOUNT			
	361.00	1	17823.85			
	362.00	0	.00			
	362.01	3	270245.21			
	362.02	54	576762.66			
	364.00	309206	49248402.57			
	365.00	62770478	51967266.03			
	366.00	65743	425821.01			
	367.00	1031381	5746724.19			
	368.00	117326	31935654.18			
	369.00	235575	20469543.93			
	370.00	80685	4068506.43			
	370.01	15112	1009651.13			
	370.03	476	129583.75			
	370.16	17	219737.65			
	371.00	35070	6122251.47			
	373.00	87573	650069.80			

SOUTH KENTUCKY RECC  
PRG. ACCTANAL (ANIA)

ACCOUNT ANALYSIS  
FOR ACCT: 360.00 LAND & LAND RIGHTS (DIST PLANT)  
DATE RANGE FROM 10/01/09 TO 09/30/10

PAGE 1  
RUN DATE 10/19/11 01:56 PM

PS C. 4. 2

SO	TR	RACCT	ITEM	ID	DEPT	WH	BH	DATE	CK/JOB/REC/TSK	QTY	DEBIT	CREDIT	DESCRIPTION
BF	99	360.00	BYBA	00	01		1	01/01/10	PJ/VHR/VND/VEH	.00	52,264.44	.00	BEG YEAR BALANCE FORWARD

NUMBER OF RECORDS FOUND - 1

TOTAL QTY .00

TOTAL DEBIT 52,264.44  
 TOTAL CREDIT .00  
 NET BALANCE 52,264.44

SO	TR	RACCT	ITEM	ID	DEPT	WH	BH	DATE	CK/JOB/REC/TSK	QTY	DEBIT	CREDIT	DESCRIPTION
BF	99	361.00	BYBA	00	01			10/01/10	PJ/VHR/VND/VEH	.00	17,823.85	.00	BEG YEAR BALANCE FORWARD

NUMBER OF RECORDS FOUND - 1

TOTAL QTY .00

TOTAL DEBIT 17,823.85  
 TOTAL CREDIT .00  
 NET BALANCE 17,823.85

SO	TR	RACCT	ITEM	ID	DEPT	WH	BH	DATE	CK/JOB/REC/TSK	QTY	DEBIT	CREDIT	DESCRIPTION
JE	40	107.12	99000002	1603			2018	12/31/09	PJ/VHR/VND/VEH	.00	300.00	.00	JE 10140
BF	99	362.01	BYBA	00	01		1	01/01/10		.00	270,245.21	.00	BEG YEAR BALANCE FORWARD

NUMBER OF RECORDS FOUND - 2

TOTAL QTY .00  
 TOTAL DEBIT 270,545.21  
 TOTAL CREDIT .00  
 NET BALANCE 270,545.21



SO	TR	RACCT	ITEM	ID	DEPT	WH	BH	DATE	CK/JOB/REC/TSK	PJ/VHR/VND/VEH	QTY	DEBIT	CREDIT	DESCRIPTION
JE	40	107.12	99000004	1603			2018	12/31/09			2.00	13,007.10	.00	JE 10140
BF	99	362.02	BYBA	00	01		1	01/01/10			.00	576,762.66	.00	BEG YEAR BALANCE FORWARD

NUMBER OF RECORDS FOUND - 2

TOTAL QTY 2.00  
 TOTAL DEBIT 589,769.76  
 TOTAL CREDIT .00  
 NET BALANCE 589,769.76

SO	TR	RACCT	ITEM	ID	DEPT	WH	BH	DATE	CR/JOB/REC/TSK	PJ/VHR/VND/VEH	QTY	DEBIT	CREDIT	DESCRIPTION
WO	70	107.20	PLEL	00	01		1	10/31/09			.00	201,260.50	.00	
WO	70	107.20	PLEL	00	01		1	10/31/09	P		.00	17,473.36	.00	
WO	71	108.80	PLEL	00	01		1	10/31/09			.00	.00	.00	44,971.09-
WO	71	108.80	PLEL	00	01		1	10/31/09	P		.00	.00	.00	3,298.91-
WO	70	107.20	PLEL	00	01		1	11/30/09			.00	276,306.18	.00	
WO	71	108.80	PLEL	00	01		1	11/30/09			.00	.00	.00	82,659.42-
WO	70	107.20	PLEL	00	01		1	12/31/09			.00	146,799.13	.00	
WO	70	107.20	PLEL	00	01		1	12/31/09	P		.00	6,488.04	.00	
WO	70	107.20	PLEL	00	01		1	12/31/09	P		.00	1,751.34	.00	
WO	71	108.80	PLEL	00	01		1	12/31/09			.00	.00	.00	38,052.47-
WO	71	108.80	PLEL	00	01		1	12/31/09	P		.00	.00	.00	2,940.51-
BF	99	364.00	BYBA	00	01		1	01/01/10			.00	47,935,036.08	.00	BEG YEAR BALANCE FORWARD
WO	70	107.20	PLEL	00	01		1	01/31/10			.00	204,168.97	.00	
WO	70	107.20	PLEL	00	01		1	01/31/10	P		.00	1,763.78	.00	
WO	71	108.80	PLEL	00	01		1	01/31/10			.00	.00	.00	54,768.66-
WO	71	108.80	PLEL	00	01		1	01/31/10	P		.00	.00	.00	313.28-
WO	70	107.20	PLEL	00	01		1	02/28/10			.00	156,400.46	.00	
WO	70	107.20	PLEL	00	01		1	02/28/10	P		.00	.00	.00	55,464.11-
WO	71	108.80	PLEL	00	01		1	03/31/10			.00	.00	.00	63,272.16-
WO	71	108.80	PLEL	00	01		1	03/31/10	P		.00	.00	.00	63,272.16-
WO	70	107.20	PLEL	00	01		1	04/30/10			.00	254,847.44	.00	
WO	71	108.80	PLEL	00	01		1	04/30/10			.00	.00	.00	63,527.14-
WO	70	107.20	PLEL	00	01		1	05/31/10			.00	214,306.79	.00	
WO	71	108.80	PLEL	00	01		1	05/31/10			.00	.00	.00	52,234.76-
WO	70	107.20	PLEL	00	01		1	06/30/10			.00	188,964.19	.00	
WO	71	108.80	PLEL	00	01		1	06/30/10			.00	.00	.00	42,448.22-
WO	70	107.20	PLEL	00	01		1	07/31/10			.00	251,798.06	.00	
WO	71	108.80	PLEL	00	01		1	07/31/10			.00	.00	.00	68,389.79-
WO	70	107.20	PLEL	00	01		1	08/31/10			.00	174,420.21	.00	
WO	71	108.80	PLEL	00	01		1	08/31/10			.00	.00	.00	70,479.28-
WO	70	107.20	PLEL	00	01		1	09/30/10			.00	173,404.89	.00	
WO	71	108.80	PLEL	00	01		1	09/30/10			.00	.00	.00	64,113.40-

NUMBER OF RECORDS FOUND - 33

TOTAL QTY .00  
 TOTAL DEBIT 50,433,491.92  
 TOTAL CREDIT 707,357.52-  
 NET BALANCE 49,726,134.40

SO	TR	RACCT	ITEM	ID	DEPT	WH	BH	DATE	CK/JOB/REC/TSK	PJ/VHR/VND/VEH	QTY	DEBIT	CREDIT	DESCRIPTION
JE	40	107.30	99001470	1603			1200	10/31/09			.00	190.32	.00	SJ00 28
JE	40	108.60	99001470	1603			1200	10/31/09			15.00-	.00	.00	SJ00 29
WO	70	107.20	PLEL	00	01			10/31/09			.00	147,939.06	.00	
WO	70	107.20	PLEL	00	01			10/31/09	P		.00	5,502.66	.00	
WO	71	108.80	PLEL	00	01			10/31/09			.00	.00	.00	34,720.77-
WO	71	108.80	PLEL	00	01			10/31/09	P		.00	.00	.00	917.71-
JE	40	107.30	99001470	1806			1200	11/30/09			12.00	32,020.08	.00	SJ00 28
WO	70	107.20	PLEL	00	01			11/30/09			.00	356,510.11	.00	
WO	71	108.80	PLEL	00	01			11/30/09			.00	.00	.00	72,007.66-
WO	70	107.20	PLEL	00	01			12/31/09			.00	143,250.91	.00	
WO	70	107.20	PLEL	00	01			12/31/09	P		.00	3,486.39	.00	
WO	70	107.20	PLEL	00	01			12/31/09	P		.00	360.28	.00	
WO	71	108.80	PLEL	00	01			12/31/09			.00	.00	.00	34,321.13-
WO	71	108.80	PLEL	00	01			12/31/09	P		.00	.00	.00	2,497.69-
BF	99	365.00	BYBA	00	01			12/31/09			.00	.00	.00	394.90-
JE	40	108.60	99001470	1603			2018	01/01/10			2.00-	50,110,624.77	.00	BEG YEAR BALANCE FORWARD
WO	70	107.20	PLEL	00	01			01/31/10			.00	260,720.56	.00	SJ00 29
WO	70	107.20	PLEL	00	01			01/31/10	P		.00	1,310.24	.00	
WO	71	108.80	PLEL	00	01			01/31/10			.00	.00	.00	40,846.36-
WO	71	108.80	PLEL	00	01			01/31/10	P		.00	.00	.00	198.26-
JE	40	108.60	99001510	1603			2018	02/28/10			1.00-	.00	.00	SJ00 29
JE	40	107.30	99001471	1603			2018	02/28/10			15.00	66,435.00	.00	SJ00 28
JE	40	107.30	99001471	1603			2018	02/28/10			.00	120.84	.00	SJ00 28
JE	40	107.30	99001471	1603			2018	02/28/10			.00	785.46	.00	SJ00 28
WO	70	107.20	PLEL	00	01			02/28/10			.00	102,253.78	.00	
WO	71	108.80	PLEL	00	01			02/28/10			.00	.00	.00	35,817.37-
WO	70	107.20	PLEL	00	01			03/31/10			.00	273,545.79	.00	
WO	71	108.80	PLEL	00	01			03/31/10			.00	.00	.00	52,090.42-
WO	70	107.20	PLEL	00	01			04/30/10			.00	253,531.34	.00	
WO	71	108.80	PLEL	00	01			04/30/10			.00	.00	.00	49,340.76-
WO	70	107.20	PLEL	00	01			05/31/10			.00	198,760.58	.00	
WO	71	108.80	PLEL	00	01			05/31/10			.00	.00	.00	36,248.86-
WO	70	107.20	PLEL	00	01			06/30/10			.00	206,685.90	.00	
WO	71	108.80	PLEL	00	01			06/30/10			.00	.00	.00	36,522.59-
WO	70	107.20	PLEL	00	01			07/31/10			.00	457,174.16	.00	
WO	71	108.80	PLEL	00	01			07/31/10			.00	.00	.00	64,063.28-
WO	70	107.20	PLEL	00	01			08/31/10			.00	199,554.28	.00	
WO	71	108.80	PLEL	00	01			08/31/10			.00	.00	.00	70,796.29-
WO	70	107.20	PLEL	00	01			09/30/10			.00	295,288.80	.00	
WO	71	108.80	PLEL	00	01			09/30/10			.00	.00	.00	65,107.63-

NUMBER OF RECORDS FOUND - 41  
 TOTAL QTY 9.00

TOTAL DEBIT 53,116,051.31  
 TOTAL CREDIT 618,572.93-  
 NET BALANCE 52,497,478.38

SO	TR	RACCT	ITEM	ID	DEPT	WH	BH	DATE	CK/JOB/REC/TSK	PJ/VHR/VND/VEH	QTY	DEBIT	CREDIT	DESCRIPTION
WO	70	107.20	PLEL	00	01		1	10/31/09			.00	1,577.64	.00	
WO	70	107.20	PLEL	00	01		1	11/30/09			.00	1,447.09	.00	
WO	70	107.20	PLEL	00	01		1	12/31/09			.00	3,814.91	.00	
BF	99	366.00	BYBA	00	01		1	01/01/10			.00	410,512.53	.00	BEG YEAR BALANCE FORWARD
WO	70	107.20	PLEL	00	01		1	01/31/10			.00	1,145.84	.00	
WO	70	107.20	PLEL	00	01		1	02/28/10			.00	741.11	.00	
WO	70	107.20	PLEL	00	01		1	03/31/10			.00	2,818.59	.00	
WO	71	108.80	PLEL	00	01		1	03/31/10			.00	.00	239.77-	
WO	70	107.20	PLEL	00	01		1	04/30/10			.00	1,119.23	.00	
WO	70	107.20	PLEL	00	01		1	05/31/10			.00	851.71	.00	
WO	70	107.20	PLEL	00	01		1	06/30/10			.00	2,192.82	.00	
WO	70	107.20	PLEL	00	01		1	07/31/10			.00	2,444.09	.00	
WO	70	107.20	PLEL	00	01		1	08/31/10			.00	1,886.15	.00	
WO	70	107.20	PLEL	00	01		1	09/30/10			.00	2,510.41	.00	
WO	71	108.80	PLEL	00	01		1	09/30/10			.00	.00	161.70-	

NUMBER OF RECORDS FOUND - 15

TOTAL QTY .00

TOTAL DEBIT 433,062.12

TOTAL CREDIT 401.47-

NET BALANCE 432,660.65

SOUTH KENTUCKY RECC  
PRG. ACCTANAL (ANLA)

ACCOUNT ANALYSIS  
FOR ACCT: 367.00 UNDERGROUND CONDUCTORS & DEVICES  
DATE RANGE FROM 10/01/09 TO 09/30/10

PAGE 1  
RUN DATE 10/19/11 01:56 PM

SO	TR	RACCT	ITEM	ID	DEPT	WH	BH	DATE	CK/JOB/REC/TSK PT/VHR/VND/VEH	QTY	DEBIT	CREDIT	DESCRIPTION
WO	70	107.20	PLEL	00	01		1	10/31/09		.00	110,337.98	.00	
WO	70	107.20	PLEL	00	01		1	11/30/09		.00	3,478.46	.00	
WO	70	107.20	PLEL	00	01		1	12/31/09		.00	11,084.24	.00	
BF	99	367.00	BYBA	00	01		1	01/01/10		.00	5,574,071.49	.00	BEG YEAR BALANCE FORWARD
WO	70	107.20	PLEL	00	01		1	02/28/10		.00	21,845.50	.00	
WO	70	107.20	PLEL	00	01		1	03/31/10		.00	29,015.32	.00	
WO	71	108.80	PLEL	00	01		1	03/31/10		.00	.00	307.44-	
WO	70	107.20	PLEL	00	01		1	04/30/10		.00	53,113.03	.00	
WO	70	107.20	PLEL	00	01		1	05/31/10		.00	1,824.88	.00	
WO	70	107.20	PLEL	00	01		1	06/30/10		.00	36,705.11	.00	
WO	71	108.80	PLEL	00	01		1	06/30/10		.00	.00	541.50-	
WO	70	107.20	PLEL	00	01		1	07/31/10		.00	4,951.39	.00	
WO	70	107.20	PLEL	00	01		1	08/31/10		.00	9,031.19	.00	
WO	71	108.80	PLEL	00	01		1	08/31/10		.00	.00	4,366.23-	
WO	70	107.20	PLEL	00	01		1	09/30/10		.00	21,747.77	.00	
WO	71	108.80	PLEL	00	01		1	09/30/10		.00	.00	366.32-	

NUMBER OF RECORDS FOUND - 16

TOTAL QTY .00

TOTAL DEBIT 5,877,206.36

TOTAL CREDIT 5,581.49-

NET BALANCE 5,871,624.87

SOUTH KENTUCKY RECC  
PRG. ACCRANAL (ANLA)

ACCOUNT ANALYSIS  
FOR ACCT: 368.00 LINE TRANSFORMERS  
DATE RANGE FROM 10/01/09 TO 09/30/10

PAGE 1  
RUN DATE 10/19/11 01:56 PM

SO	TR	RACCT	ITEM	ID	DEPT	WH	BH	DATE	CR/JOB/REC/TSK PJ/VHR/VND/VEH	QTY	DEBIT	CREDIT	DESCRIPTION
JE	40	107.30	99004090	1603	1200	10/31/09				15.00	10,530.00	.00	SJ00 28
JE	40	107.30	99004090	1603	1200	10/31/09				19.00	13,737.00	.00	SJ00 28
JE	40	107.30	99004120	1603	1200	10/31/09				6.00	4,854.00	.00	SJ00 28
JE	40	107.30	99004120	1603	1200	10/31/09				10.00	9,100.00	.00	SJ00 28
JE	40	107.30	99004120	1603	1200	10/31/09				1.00	1,007.00	.00	SJ00 28
JE	40	107.30	99004121	1603	1200	10/31/09				8.00	8,592.00	.00	SJ00 28
JE	40	107.30	99004135	1603	1200	10/31/09				10.00	17,117.00	.00	SJ00 28
JE	40	107.30	99004120	1603	1200	10/31/09				10.00	10,070.00	.00	SJ00 28
JE	40	107.30	99004121	1603	1200	10/31/09				2.00	2,148.00	.00	SJ00 28
JE	40	107.30	99004121	1603	1200	10/31/09				2.00	1,918.00	.00	SJ00 28
JE	40	107.30	99004090	1603	1200	10/31/09				4.00	2,808.00	.00	SJ00 28
JE	40	107.30	99004090	1603	1200	10/31/09				4.00	2,808.00	.00	SJ00 28
JE	40	107.30	99004090	1603	1200	10/31/09				4.00	2,808.00	.00	SJ00 28
JE	40	107.30	99004090	1603	1200	10/31/09				4.00	2,808.00	.00	SJ00 28
JE	40	107.30	99004121	1603	1200	10/31/09				3.00	2,877.00	.00	SJ00 28
JE	40	107.30	99004120	1603	1200	10/31/09				2.00	1,760.00	.00	SJ00 28
JE	40	107.30	99004150	1603	1200	10/31/09				1.00	1,977.00	.00	SJ00 28
JE	40	107.30	99004120	1603	1200	10/31/09				3.00	2,307.00	.00	SJ00 28
JE	40	107.30	99004120	1603	1200	10/31/09				4.00	4,028.00	.00	SJ00 28
JE	40	107.30	99004020	1603	1200	10/31/09				3.00-	31,812.00	.00	SJ00 28
JE	40	108.60	99004040	1603	1200	10/31/09				11.00-	.00	1,566.62-	SJ00 29
JE	40	108.60	99004070	1603	1200	10/31/09				42.00-	.00	10,582.74-	SJ00 29
JE	40	108.60	99004070	1603	1200	10/31/09				28.00-	.00	7,055.16-	SJ00 29
JE	40	108.60	99004070	1603	1200	10/31/09				6.00-	.00	2,496.48-	SJ00 29
JE	40	108.60	99004120	1603	1200	10/31/09				12.00-	.00	6,346.92-	SJ00 29
JE	40	108.60	99004120	1603	1200	10/31/09				8.00-	.00	4,079.60-	SJ00 29
JE	40	108.60	99004140	1603	1200	10/31/09				3.00-	.00	2,402.28-	SJ00 29
JE	40	108.60	99004150	1603	1200	10/31/09				1.00-	.00	1,107.74-	SJ00 29
JE	40	108.60	99004121	1603	2018	10/31/09				3.00-	.00	2,880.00-	JE 10109
WO	70	107.20	PLEL	00	1	10/31/09				.00	57,039.85	.00	
WO	70	107.20	PLEL	00	1	10/31/09				.00	866.94	.00	
WO	71	108.80	PLEL	00	1	10/31/09				.00	.00	5,987.10-	
WO	71	108.80	PLEL	00	1	10/31/09				.00	.00	52.24-	
JE	40	107.30	99004090	1806	1200	11/30/09				4.00	2,808.00	.00	SJ00 28
JE	40	107.30	99004090	1806	1200	11/30/09				6.00	4,338.00	.00	SJ00 28
JE	40	107.30	99004140	1806	1200	11/30/09				2.00	3,240.00	.00	SJ00 28
JE	40	107.30	99004120	1806	1200	11/30/09				18.00	18,126.00	.00	SJ00 28
JE	40	107.30	99004120	1806	1200	11/30/09				8.00	8,056.00	.00	SJ00 28
JE	40	107.30	99004120	1806	1200	11/30/09				10.00	10,070.00	.00	SJ00 28
JE	40	107.30	99004090	1806	1200	11/30/09				10.00	7,230.00	.00	SJ00 28
WO	70	107.20	PLEL	00	1	11/30/09				.00	90,887.28	.00	
WO	71	108.80	PLEL	00	1	11/30/09				.00	6,581.72-	.00	SJ00 29
JE	40	108.60	99004020	1603	1200	12/31/09				5.00-	.00	492.00-	SJ00 29
JE	40	108.60	99004040	1603	1200	12/31/09				13.00-	.00	1,851.33-	SJ00 29
JE	40	108.60	99004060	1603	1200	12/31/09				1.00-	.00	166.22-	SJ00 29
JE	40	108.60	99004070	1603	1200	12/31/09				12.00-	.00	3,023.64-	SJ00 29
JE	40	108.60	99004070	1603	1200	12/31/09				12.00-	.00	3,023.64-	SJ00 29
JE	40	108.60	99004070	1603	1200	12/31/09				8.00-	.00	4,237.04-	SJ00 29
JE	40	108.60	99004100	1603	1200	12/31/09				7.00-	.00	3,586.80-	SJ00 29
JE	40	108.60	99004120	1603	1200	12/31/09				1.00-	.00	801.71-	SJ00 29
JE	40	107.30	99004150	1603	1200	12/31/09				2.00	4,927.00	.00	SJ00 28

SO	TR	RACCT	ITEM ID	DEPT	WH	BH	DATE	CR/JOB/REC/TSK	PJ/VHR/VND/VEH	QTY	DEBIT	CREDIT	DESCRIPTION
JE	40	107.30	99004121	1603		1200	12/31/09			5.00	5,715.00	.00	SJ00 28
JE	40	107.30	99004100	1603		1200	12/31/09			8.00	7,424.00	.00	SJ00 28
JE	40	107.30	99004100	1603		1200	12/31/09			2.00	1,856.00	.00	SJ00 28
JE	40	107.30	99004121	1603		1200	12/31/09			8.00	9,144.00	.00	SJ00 28
JE	40	107.30	99004090	1603		1200	12/31/09			1.00	1,143.00	.00	SJ00 28
JE	40	107.30	99004120	1603		1200	12/31/09			25.00	18,075.00	.00	SJ00 28
JE	40	107.30	99004145	1603		1200	12/31/09			16.00	16,112.00	.00	SJ00 28
JE	40	107.30	99004090	1603		1200	12/31/09			3.00	5,862.00	.00	SJ00 28
JE	40	107.30	99004120	1603		1200	12/31/09			25.00	18,075.00	.00	SJ00 28
JE	40	107.30	99004145	1603		1200	12/31/09			24.00	24,168.00	.00	SJ00 28
WO	70	107.20	PLEL 00	01		1	12/31/09	P		2.00	3,908.00	.00	SJ00 28
WO	70	107.20	PLEL 00	01		1	12/31/09	P		.00	39,917.83	.00	SJ00 28
WO	71	108.80	PLEL 00	01		1	12/31/09	P		.00	106.80	.00	SJ00 28
BF	99	368.00	BYBA 00	01		1	01/01/10			.00	4,578.28	.00	BEG YEAR BALANCE FORWARD
JE	40	107.30	99004170	1603		2018	01/31/10			30,861,857.93	.00	SJ00 28	
JE	40	107.30	99004150	1603		2018	01/31/10			1.00	3,527.00	.00	SJ00 28
JE	40	107.30	99004121	1603		2018	01/31/10			1.00	2,445.00	.00	SJ00 28
JE	40	107.30	99004090	1603		2018	01/31/10			30.00	21,690.00	.00	SJ00 28
JE	40	107.30	99004230	1603		2018	01/31/10			1.00	6,778.00	.00	SJ00 28
JE	40	108.60	99004020	1603		2018	01/31/10			4.00	.00	.00	SJ00 29
JE	40	108.60	99004040	1603		2018	01/31/10			12.00	.00	.00	SJ00 29
JE	40	108.60	99004070	1603		2018	01/31/10			21.00	.00	.00	SJ00 29
JE	40	108.60	99004090	1603		2018	01/31/10			20.00	.00	.00	SJ00 29
JE	40	108.60	99004110	1603		2018	01/31/10			6.00	.00	.00	SJ00 29
JE	40	108.60	99004120	1603		2018	01/31/10			14.00	.00	.00	SJ00 29
JE	40	108.60	99004140	1603		2018	01/31/10			11.00	.00	.00	SJ00 29
JE	40	108.60	99004150	1603		2018	01/31/10			4.00	.00	.00	SJ00 29
JE	40	108.60	99004220	1603		2018	01/31/10			1.00	.00	.00	SJ00 29
WO	70	107.20	PLEL 00	01		1	01/31/10			.00	64,853.12	.00	SJ00 29
WO	71	108.80	PLEL 00	01		1	01/31/10			.00	4,951.48	.00	SJ00 29
JE	40	108.60	99004040	1603		2018	02/28/10			1.00	142.41	.00	SJ00 29
JE	40	108.60	99004070	1603		2018	02/28/10			31.00	7,811.07	.00	SJ00 29
JE	40	108.60	99004070	1603		2018	02/28/10			15.00	3,779.55	.00	SJ00 29
JE	40	108.60	99004090	1603		2018	02/28/10			4.00	1,678.60	.00	SJ00 29
JE	40	108.60	99004100	1603		2018	02/28/10			12.00	6,403.32	.00	SJ00 29
JE	40	108.60	99004120	1603		2018	02/28/10			5.00	2,569.55	.00	SJ00 29
JE	40	108.60	99004140	1603		2018	02/28/10			5.00	4,008.55	.00	SJ00 29
JE	40	107.30	99004120	1603		2018	02/28/10			3.00	2,469.00	.00	SJ00 28
JE	40	107.30	99004090	1603		2018	02/28/10			10.00	7,800.00	.00	SJ00 28
JE	40	107.30	99004120	1603		2018	02/28/10			40.00	40,280.00	.00	SJ00 28
JE	40	107.30	99004225	1603		2018	02/28/10			1.00	12,294.00	.00	SJ00 28
JE	40	108.60	99004150	1603		2018	02/28/10			1.00	1,659.00	.00	JE 10179-EAST KY POWER
WO	70	107.20	PLEL 00	01		1	02/28/10			.00	169,732.43	.00	SJ00 28
WO	71	108.80	PLEL 00	01		1	02/28/10			.00	53,424.42	.00	SJ00 28
JE	40	108.60	99004010	1603		2018	03/31/10			1.00	74.90	.00	SJ00 29
JE	40	108.60	99004040	1603		2018	03/31/10			7.00	142.41	.00	SJ00 29
JE	40	108.60	99004070	1603		2018	03/31/10			7.00	1,763.79	.00	SJ00 29
JE	40	108.60	99004070	1603		2018	03/31/10			4.00	1,007.88	.00	SJ00 29

SO	TR	RACCT	ITEM ID	DEPT	WH	BH	DATE	CR/JOB/REC/TSK PJ/VHR/VND/VEH	QTY	DEBIT	CREDIT	DESCRIPTION
JE	40	108.60	99004100	1603		2018	03/31/10		10.00-	.00		
JE	40	108.60	99004120	1603		2018	03/31/10		3.00-	.00		
JE	40	107.30	99004090	1603		2018	03/31/10		30.00	21,690.00	5,336.10-	SJ00 29
JE	40	107.30	99004120	1603		2018	03/31/10		5.00	5,550.00	1,546.47-	SJ00 28
JE	40	107.30	99004170	1603		2018	03/31/10		2.00	8,030.00	.00	SJ00 28
JE	40	107.30	99004140	1603		2018	03/31/10		1.00	1,722.00	.00	SJ00 28
JE	40	107.30	99004090	1603		2018	03/31/10		30.00	21,690.00	.00	SJ00 28
JE	40	107.30	99004120	1603		2018	03/31/10		10.00	10,070.00	.00	SJ00 28
JE	40	107.30	99004170	1603		2018	03/31/10		5.00	8,940.00	.00	SJ00 28
JE	40	107.30	99004145	1603		2018	03/31/10		10.00	19,540.00	.00	SJ00 28
WO	70	107.20	PLEL	00	01		03/31/10		.00	60,991.85	.00	
WO	71	108.80	PLEL	00	01		03/31/10		.00	.00	5,300.32-	SJ00 29
JE	40	108.60	99004040	1603		2018	04/30/10		3.00-	.00	427.23-	SJ00 29
JE	40	108.60	99004070	1603		2018	04/30/10		24.00-	.00	6,047.28-	SJ00 29
JE	40	108.60	99004070	1603		2018	04/30/10		25.00-	.00	6,299.25-	SJ00 29
JE	40	108.60	99004090	1603		2018	04/30/10		5.00-	.00	2,099.35-	SJ00 29
JE	40	108.60	99004100	1603		2018	04/30/10		8.00-	.00	4,268.88-	SJ00 29
JE	40	108.60	99004120	1603		2018	04/30/10		9.00-	.00	4,639.41-	SJ00 29
JE	40	108.60	99004130	1603		2018	04/30/10		2.00-	.00	1,113.32-	SJ00 29
JE	40	108.60	99004140	1603		2018	04/30/10		1.00-	.00	801.71-	SJ00 29
JE	40	108.60	99004150	1603		2018	04/30/10		3.00-	.00	3,363.21-	SJ00 29
JE	40	108.60	99004160	1603		2018	04/30/10		1.00-	.00	1,417.36-	SJ00 29
JE	40	108.60	99004120	1603		2018	04/30/10		3.00-	.00	1,548.27-	JE 10216
JE	40	108.60	99004244	1603		2018	04/30/10		1.00-	.00	24,874.36-	JE 10216
JE	40	107.30	99004169	1603		2018	04/30/10		2.00	7,693.00	.00	SJ00 28
JE	40	107.30	99004140	1603		2018	04/30/10		10.00	3,444.00	.00	SJ00 28
JE	40	107.30	99004120	1603		2018	04/30/10		10.00	9,280.00	.00	SJ00 28
JE	40	107.30	99004121	1603		2018	04/30/10		2.00	11,430.00	.00	SJ00 28
JE	40	107.30	99004200	1603		2018	04/30/10		8.00	19,948.00	.00	SJ00 28
JE	40	107.30	99004120	1603		2018	04/30/10		20.00	8,816.00	.00	SJ00 28
JE	40	107.30	99004155	1603		2018	04/30/10		1.00	20,140.00	.00	SJ00 28
JE	40	107.30	99004155	1603		2018	04/30/10		1.00	2,902.00	.00	SJ00 28
JE	40	107.30	99004090	1603		2018	04/30/10		30.00	21,501.00	.00	SJ00 28
WO	70	107.20	PLEL	00	01		04/30/10		.00	57,697.54	.00	
WO	71	108.80	PLEL	00	01		04/30/10		.00	.00	7,509.56-	SJ00 29
JE	40	108.60	99004010	1603		1200	05/31/10		1.00-	.00	74.90-	SJ00 29
JE	40	108.60	99004020	1603		1200	05/31/10		2.00-	.00	196.80-	SJ00 29
JE	40	108.60	99004040	1603		1200	05/31/10		11.00-	.00	1,366.51-	SJ00 29
JE	40	108.60	99004070	1603		1200	05/31/10		9.00-	.00	2,267.73-	SJ00 29
JE	40	108.60	99004070	1603		1200	05/31/10		8.00-	.00	2,015.76-	SJ00 29
JE	40	108.60	99004100	1603		1200	05/31/10		6.00-	.00	3,226.08-	SJ00 29
JE	40	108.60	99004120	1603		1200	05/31/10		1.00-	.00	517.20-	SJ00 29
JE	40	108.60	99004120	1603		1200	05/31/10		2.00-	.00	1,113.32-	SJ00 29
JE	40	108.60	99004140	1603		1200	05/31/10		1.00-	.00	803.32-	SJ00 29
JE	40	108.60	99004160	1603		1200	05/31/10		1.00-	.00	1,417.36-	SJ00 29
JE	40	107.30	99004121	1603		1200	05/31/10		5.00	5,715.00	.00	SJ00 28
JE	40	107.30	99004100	1603		1200	05/31/10		57.00	52,896.00	.00	SJ00 28
JE	40	107.30	99004120	1603		1200	05/31/10		20.00	14,460.00	.00	SJ00 28
JE	40	107.30	99004120	1603		1200	05/31/10		30.00	30,210.00	.00	SJ00 28
JE	40	107.30	99004170	1603		1200	05/31/10		1.00	4,015.00	.00	SJ00 28



SO	TR	RACCT	ITEM	ID	DEPT	WH	BH	DATE	CR/JOB/REC/TSK	PT/VHR/VND/VEH	QTY	DEBIT	CREDIT	DESCRIPTION
JE	40	107.30	99004121		1603		1200	05/31/10			4.00	4,824.00	.00	ST00 28
JE	40	107.30	99004120		1603		1200	05/31/10			1.00	1,102.00	.00	ST00 28
JE	40	107.30	99004140		1603		1200	05/31/10			2.00	3,384.00	.00	ST00 28
JE	40	107.30	99004145		1603		1200	05/31/10			4.00	10,448.00	.00	ST00 28
JE	40	107.30	99004145		1603		1200	05/31/10			1.00	2,646.00	.00	ST00 28
JE	40	107.30	99004121		1603		1200	05/31/10			1.00	869.00	.00	ST00 28
JE	40	107.30	99004090		1603		1200	05/31/10			4.00	1,456.00	.00	ST00 28
WO	70	107.20	PIEL	00	01		1	05/31/10			.00	53,666.36	.00	
WO	71	108.80	PIEL	00	01		1	05/31/10			.00	7,578.00	.00	
JE	40	108.60	99004020		1603		1200	06/30/10			1.00	98.40	.00	ST00 29
JE	40	108.60	99004040		1603		1200	06/30/10			3.00	427.26	.00	ST00 29
JE	40	108.60	99004060		1603		1200	06/30/10			1.00	166.23	.00	ST00 29
JE	40	108.60	99004070		1603		1200	06/30/10			33.00	.00	8,315.01	ST00 29
JE	40	108.60	99004070		1603		1200	06/30/10			22.00	.00	5,543.34	ST00 29
JE	40	108.60	99004090		1603		1200	06/30/10			4.00	.00	1,687.64	ST00 29
JE	40	108.60	99004100		1603		1200	06/30/10			16.00	.00	8,952.32	ST00 29
JE	40	108.60	99004120		1603		1200	06/30/10			9.00	.00	4,665.24	ST00 29
JE	40	108.60	99004130		1603		1200	06/30/10			2.00	.00	1,113.32	ST00 29
JE	40	108.60	99004140		1603		1200	06/30/10			2.00	.00	1,608.70	ST00 29
JE	40	108.60	99004242		1603		1200	06/30/10			1.00	.00	15,204.00	ST00 29
JE	40	107.30	99004160		1603		1200	06/30/10			1.00	3,293.00	.00	ST00 29
WO	70	107.20	PIEL	00	01		2018	06/30/10			1.00	.00	251.97	JE 10244
WO	71	108.80	PIEL	00	01		1	06/30/10			.00	50,268.11	.00	
JE	40	108.60	99004020		1603		1200	07/31/10			2.00	.00	4,379.94	ST00 29
JE	40	108.60	99004040		1603		1200	07/31/10			11.00	.00	196.80	ST00 29
JE	40	108.60	99004070		1603		1200	07/31/10			27.00	.00	1,566.62	ST00 29
JE	40	108.60	99004070		1603		1200	07/31/10			24.00	.00	6,803.19	ST00 29
JE	40	108.60	99004090		1603		1200	07/31/10			3.00	.00	6,047.28	ST00 29
JE	40	108.60	99004100		1603		1200	07/31/10			18.00	.00	1,265.73	ST00 29
JE	40	108.60	99004130		1603		1200	07/31/10			11.00	.00	10,071.36	ST00 29
JE	40	108.60	99004140		1603		1200	07/31/10			1.00	.00	5,701.96	ST00 29
JE	40	108.60	99004150		1603		1200	07/31/10			1.00	.00	556.66	ST00 29
JE	40	108.60	99004170		1603		1200	07/31/10			3.00	.00	804.35	ST00 29
JE	40	107.30	99004200		1603		1200	07/31/10			2.00	.00	1,121.07	ST00 29
JE	40	107.30	99004244		1603		1200	07/31/10			3.00	.00	5,623.20	ST00 29
JE	40	107.30	99004090		1603		1200	07/31/10			1.00	.00	.00	ST00 27
JE	40	107.30	99004120		1603		1200	07/31/10			30.00	.00	20,862.00	ST00 27
JE	40	107.30	99004120		1603		1200	07/31/10			20.00	.00	28,868.00	ST00 27
JE	40	107.30	99004090		1603		1200	07/31/10			20.00	.00	21,810.00	ST00 27
JE	40	107.30	99004090		1603		1200	07/31/10			20.00	.00	20,220.00	ST00 27
JE	40	107.30	99004120		1806		1200	07/31/10			20.00	.00	.00	ST00 27
JE	40	107.30	99004090		1806		1200	07/31/10			23.00	.00	14,540.00	ST00 27
JE	40	107.30	99004090		1603		1200	07/31/10			7.00	.00	20,220.00	ST00 27
JE	40	107.30	99004100		1603		1200	07/31/10			5.00	.00	16,721.00	ST00 27
WO	70	107.20	PIEL	00	01		1	07/31/10			.00	48,082.11	.00	
WO	71	108.80	PIEL	00	01		1	07/31/10			.00	5,353.51	.00	
JE	40	108.60	99004020		1603		2018	08/31/10			2.00	.00	196.80	ST00 29
JE	40	108.60	99004040		1603		2018	08/31/10			3.00	.00	427.23	ST00 29
JE	40	108.60	99004060		1603		2018	08/31/10			2.00	.00	332.44	ST00 29
JE	40	108.60	99004070		1603		2018	08/31/10			6.00	.00	1,511.82	ST00 29
JE	40	108.60	99004070		1603		2018	08/31/10			1.00	.00	251.97	ST00 29

SO	TR	RACCT	ITEM	ID	DEPT	WH	BH	DATE	CK/JOB/REC/TSK	PJ/VHR/VND/VEH	QTY	DEBIT	CREDIT	DESCRIPTION
JE	40	108.60	99004100		1603		2018	08/31/10			5.00-	.00	2,807.00-	SJ00 29
JE	40	108.60	99004120		1603		2018	08/31/10			5.00-	.00	2,599.30-	SJ00 29
JE	40	107.30	99004160		1603		2018	08/31/10			1.00	3,047.00	.00	SJ00 28
JE	40	107.30	99004120		1603		2018	08/31/10			3.00	3,318.00	.00	SJ00 28
JE	40	107.30	99004130		1603		2018	08/31/10			6.00	9,942.00	.00	SJ00 28
JE	40	107.30	99004140		1603		2018	08/31/10			8.00	14,368.00	.00	SJ00 28
JE	40	107.30	99004141		1603		2018	08/31/10			4.00	8,096.00	.00	SJ00 28
JE	40	107.30	99004090		1603		2018	08/31/10			30.00	21,810.00	.00	SJ00 28
JE	40	107.30	99004120		1603		2018	08/31/10			20.00	20,220.00	.00	SJ00 28
JE	40	107.30	99004145		1603		2018	08/31/10			5.00	11,055.00	.00	SJ00 28
JE	40	107.30	99004155		1603		2018	08/31/10			1.00	2,342.00	.00	SJ00 28
JE	40	107.30	99004135		1603		2018	08/31/10			5.00	8,620.00	.00	SJ00 28
WO	70	107.20	PLEFL	00	01			10/08/31/10			.00	89,468.18	.00	
WO	71	108.80	PLEFL	00	01			10/08/31/10			.00		19,382.10-	
JE	40	108.60	99004070		1603		2018	09/30/10			1.00-	.00	251.97-	SJ00 29
JE	40	108.60	99004070		1603		2018	09/30/10			14.00-	.00	3,527.58-	SJ00 29
JE	40	108.60	99004090		1603		2018	09/30/10			1.00-	.00	3,423.96-	SJ00 29
JE	40	108.60	99004100		1603		2018	09/30/10			12.00-	.00	6,736.80-	SJ00 29
JE	40	108.60	99004120		1603		2018	09/30/10			9.00-	.00	4,686.66-	SJ00 29
JE	40	108.60	99004140		1603		2018	09/30/10			1.00-	.00	808.96-	SJ00 29
JE	40	108.60	99004190		1603		2018	09/30/10			3.00-	.00	9,151.44-	SJ00 29
JE	40	107.30	99004100		1603		2018	09/30/10			5.00	4,660.00	.00	SJ00 28
JE	40	107.30	99004120		1603		2018	09/30/10			3.00	3,318.00	.00	SJ00 28
JE	40	107.30	99004140		1603		2018	09/30/10			2.00	3,592.00	.00	SJ00 28
JE	40	107.30	99004141		1603		2018	09/30/10			1.00	2,024.00	.00	SJ00 28
JE	40	107.30	99004090		1603		2018	09/30/10			5.00	4,150.00	.00	SJ00 28
JE	40	107.30	99004120		1603		2018	09/30/10			4.00	4,336.00	.00	SJ00 28
JE	40	107.30	99004090		1603		2018	09/30/10			10.00	7,270.00	.00	SJ00 28
JE	40	107.30	99004120		1603		2018	09/30/10			8.00	11,660.00	.00	SJ00 28
JE	40	107.30	99004140		1603		2018	09/30/10			5.00	8,980.00	.00	SJ00 28
JE	40	107.30	99004100		1603		2018	09/30/10			10.00	9,320.00	.00	SJ00 28
JE	40	107.30	99004120		1603		2018	09/30/10			2.00	2,402.00	.00	SJ00 28
JE	40	107.30	99004090		1603		2018	09/30/10			20.00	14,540.00	.00	SJ00 28
JE	40	107.30	99004120		1603		2018	09/30/10			8.00	8,088.00	.00	SJ00 28
JE	40	107.30	99004090		1603		2018	09/30/10			40.00	29,080.00	.00	SJ00 28
JE	40	107.30	99004120		1603		2018	09/30/10			10.00	10,110.00	.00	SJ00 28
WO	70	107.20	PLEFL	00	01			10/09/30/10			.00	44,802.75	.00	
WO	71	108.80	PLEFL	00	01			10/09/30/10			.00		5,844.80-	

NUMBER OF RECORDS FOUND - 242

TOTAL QTY 313.00  
 TOTAL DEBIT 32,810,932.08  
 TOTAL CREDIT 457,171.46-  
 NET BALANCE 32,353,760.62

SOUTH KENTUCKY RECC  
PRG. ACCFANAL (ANLA)

ACCOUNT ANALYSTS  
FOR ACCT: 369.00 SERVICES  
DATE RANGE FROM 10/01/09 TO 09/30/10

PAGE 1  
RUN DATE 10/19/11 01:56 PM

SO	TR	RACCT	ITEM	ID	DEPT	WH	BH	DATE	CK/JOB/REC/TSK PJ/VHR/VND/VEH	QTY	DEBIT	CREDIT	DESCRIPTION
WO	70	107.20	PLEL	00	01		1	10/31/09		.00	94,398.39	.00	
WO	71	108.80	PLEL	00	01		1	10/31/09		.00	.00	9,847.30-	
WO	70	107.20	PLEL	00	01		1	11/30/09		.00	53,466.47	.00	
WO	71	108.80	PLEL	00	01		1	11/30/09		.00	.00	12,997.06-	
WO	70	107.20	PLEL	00	01		1	12/31/09		.00	88,599.32	.00	
WO	71	108.80	PLEL	00	01		1	12/31/09		.00	.00	8,619.98-	
BF	99	369.00	BYBA	00	01		1	01/01/10	P	149	19,895,336.15	.00	BEG YEAR BALANCE FORWARD
WO	70	107.20	PLEL	00	01		1	01/31/10		.00	90,759.12	.00	
WO	71	108.80	PLEL	00	01		1	01/31/10		.00	.00	7,052.25-	
WO	70	107.20	PLEL	00	01		1	02/28/10		.00	73,260.56	.00	
WO	71	108.80	PLEL	00	01		1	02/28/10		.00	.00	13,173.55-	
WO	70	107.20	PLEL	00	01		1	03/31/10		.00	97,306.28	.00	
WO	71	108.80	PLEL	00	01		1	03/31/10		.00	.00	16,863.48-	
WO	70	107.20	PLEL	00	01		1	04/30/10		.00	76,189.16	.00	
WO	71	108.80	PLEL	00	01		1	04/30/10		.00	.00	14,234.13-	
WO	70	107.20	PLEL	00	01		1	05/31/10		.00	60,748.45	.00	
WO	71	108.80	PLEL	00	01		1	05/31/10		.00	.00	13,859.26-	
WO	70	107.20	PLEL	00	01		1	06/30/10		.00	89,973.01	.00	
WO	71	108.80	PLEL	00	01		1	06/30/10		.00	.00	13,331.89-	
WO	70	107.20	PLEL	00	01		1	07/31/10		.00	71,571.07	.00	
WO	71	108.80	PLEL	00	01		1	07/31/10		.00	.00	9,977.98-	
WO	70	107.20	PLEL	00	01		1	08/31/10		.00	63,704.89	.00	
WO	71	108.80	PLEL	00	01		1	08/31/10		.00	.00	16,503.98-	
WO	70	107.20	PLEL	00	01		1	09/30/10		.00	71,296.23	.00	
WO	71	108.80	PLEL	00	01		1	09/30/10		.00	.00	15,604.47-	

NUMBER OF RECORDS FOUND - 26

TOTAL QTY .00  
TOTAL DEBIT 20,826,609.10  
TOTAL CREDIT 152,362.39-  
NET BALANCE 20,674,246.71

SO	TR	RACCT	ITEM	ID	DEPT	WH	BH	DATE	CR/JOB/REC/RSK	PJ/VHR/VND/VSH	QTY	DEBIT	CREDIT	DESCRIPTION	
JE	40	107.30	99006190	1603	1200	10/31/09					3.00	455.07	.00	SJ00 28	
JE	40	107.30	99006190	1603	1200	10/31/09					.00	85.86	.00	SJ00 28	
JE	40	107.30	99006200	1603	1200	10/31/09					.00	85.86	.00	SJ00 28	
JE	40	107.30	99006189	1603	1200	10/31/09					1.00	533.32	.00	SJ00 28	
JE	40	108.60	99006020	1603	1200	10/31/09					1.00-	.00	.00	SJ00 29	
JE	40	108.60	99006070	1603	1200	10/31/09					280.00-	.00	17.42-	SJ00 29	
JE	40	108.60	99006110	1603	1200	10/31/09					3.00-	.00	11,331.60-	SJ00 29	
JE	40	108.60	99006130	1603	1200	10/31/09					7.00-	.00	298.17-	SJ00 29	
JE	40	108.60	99006140	1603	1200	10/31/09					1.00-	.00	1,412.88-	SJ00 29	
JE	40	108.60	99006144	1603	1200	10/31/09					3.00-	.00	245.06-	SJ00 29	
JE	40	108.60	99006190	1603	1200	10/31/09					3.00-	.00	695.22-	SJ00 29	
JE	40	107.30	99006190	1603	1200	11/30/09					12.00	1,559.52	.00	242.67-	SJ00 29
JE	40	107.30	99006200	1806	1200	11/30/09					6.00	1,377.60	.00	.00	SJ00 28
JE	40	107.30	99006190	1806	1200	11/30/09					3.00	455.07	.00	.00	SJ00 28
JE	40	107.30	99006174	1806	1200	11/30/09					7.00	909.20	.00	.00	SJ00 28
JE	40	108.60	99006020	1603	1200	11/30/09					1.00-	.00	17.42-	SJ00 28	
JE	40	108.60	99006070	1603	1200	11/30/09					8.00-	.00	323.76-	SJ00 29	
JE	40	108.60	99006130	1603	1200	11/30/09					2.00-	.00	403.68-	SJ00 29	
JE	40	108.60	99006190	1603	1200	11/30/09					152.00-	.00	40,573.00-	JE 10124	
JE	40	107.30	99006142	1603	2018	11/30/09					1.00-	.00	.00	JE 10124	
JE	40	108.60	99006020	1603	1200	12/31/09					154.00-	.00	17.42-	SJ00 29	
JE	40	108.60	99006070	1603	1200	12/31/09					8.00-	.00	6,232.38-	SJ00 29	
JE	40	108.60	99006110	1603	1200	12/31/09					2.00-	.00	795.12-	SJ00 29	
JE	40	108.60	99006130	1603	1200	12/31/09					10.00	.00	403.66-	SJ00 29	
JE	40	107.30	99006109	1603	1200	12/31/09					48.00	2,167.30	.00	.00	SJ00 28
JE	40	107.30	99006110	1603	1200	12/31/09					1.00	233.88	.00	.00	SJ00 28
JE	40	107.30	99006200	1603	1200	12/31/09					6.00	1,377.60	.00	.00	SJ00 28
JE	40	107.30	99006174	1603	1200	12/31/09					.00	445.20	.00	.00	SJ00 28
BE	99	370.00	BYBA	00	01	01/01/10					4,547,809.30	.00	.00	BEG YEAR BALANCE FORWARD	
JE	40	107.30	99006174	1603	2018	01/31/10					7.00	1,172.08	.00	.00	SJ00 28
JE	40	107.30	99006190	1603	2018	01/31/10					3.00	455.07	.00	.00	SJ00 28
JE	40	107.30	99006230	1603	2018	01/31/10					12.00	1,669.92	.00	.00	SJ00 28
JE	40	107.30	99006190	1603	2018	01/31/10					12.00	1,394.16	.00	.00	SJ00 28
JE	40	107.30	99006200	1603	2018	01/31/10					12.00	2,755.20	.00	.00	SJ00 28
JE	40	107.30	99006190	1603	2018	01/31/10					.00	85.86	.00	.00	SJ00 28
JE	40	107.30	99006200	1603	2018	01/31/10					.00	85.86	.00	.00	SJ00 28
JE	40	107.30	99006174	1603	2018	01/31/10					12.00	1,551.36	.00	.00	SJ00 28
JE	40	107.30	99006175	1603	2018	01/31/10					4.00	362.72	.00	.00	SJ00 28
JE	40	108.60	99006070	1603	2018	01/31/10					238.00-	.00	9,631.86-	SJ00 29	
JE	40	108.60	99006100	1603	2018	01/31/10					1.00-	.00	102.51-	SJ00 29	
JE	40	108.60	99006140	1603	2018	01/31/10					2.00-	.00	490.12-	SJ00 29	
JE	40	108.60	99006141	1603	2018	01/31/10					1.00-	.00	291.61-	SJ00 29	
JE	40	108.60	99006190	1603	2018	01/31/10					3.00-	.00	243.93-	SJ00 29	
JE	40	108.60	99006070	1603	2018	02/28/10					224.00-	.00	9,065.28-	SJ00 29	
JE	40	108.60	99006100	1603	2018	02/28/10					1.00-	.00	102.51-	SJ00 29	
JE	40	108.60	99006110	1603	2018	02/28/10					1.00-	.00	98.16-	SJ00 29	
JE	40	108.60	99006130	1603	2018	02/28/10					2.00-	.00	403.68-	SJ00 29	
JE	40	108.60	99006140	1603	2018	02/28/10					10.00-	.00	2,450.60-	SJ00 29	
JE	40	108.60	99006190	1603	2018	02/28/10					7.00-	.00	570.99-	SJ00 29	

Page 84

SO	TR	RACCT	ITEM ID	DEPT	WH	BH	DATE	CR/JOB/REC/TSK PT/VHR/VND/VEH	QTY	DEBIT	CREDIT	DESCRIPTION	
JE	40	108.60	99006030	1603		2018	03/31/10		2.00-	.00	208.62-	SJ00 29	
JE	40	108.60	99006050	1603		2018	03/31/10		1.00-	.00	100.95-	SJ00 29	
JE	40	108.60	99006070	1603		2018	03/31/10		166.00-	.00	6,718.02-	SJ00 29	
JE	40	108.60	99006090	1603		2018	03/31/10		2.00-	.00	133.82-	SJ00 29	
JE	40	108.60	99006100	1603		2018	03/31/10		3.00-	.00	307.53-	SJ00 29	
JE	40	108.60	99006110	1603		2018	03/31/10		4.00-	.00	392.64-	SJ00 29	
JE	40	108.60	99006120	1603		2018	03/31/10		1.00-	.00	87.42-	SJ00 29	
JE	40	108.60	99006200	1603		2018	04/30/10		2.00-	.00	34.84-	SJ00 29	
JE	40	108.60	99006030	1603		2018	04/30/10		1.00-	.00	104.31-	SJ00 29	
JE	40	108.60	99006070	1603		2018	04/30/10		292.00-	.00	11,817.24-	SJ00 29	
JE	40	108.60	99006130	1603		2018	04/30/10		2.00-	.00	403.66-	SJ00 29	
JE	40	108.60	99006140	1603		2018	04/30/10		4.00-	.00	980.24-	SJ00 29	
JE	40	108.60	99006200	1603		2018	04/30/10		1.00-	.00	187.21-	SJ00 29	
JE	40	107.30	99006190	1603		2018	04/30/10		3.00	389.88	.00	SJ00 28	
JE	40	107.30	99006190	1603		2018	04/30/10		.00	95.40	.00	SJ00 28	
JE	40	107.30	99006200	1603		2018	04/30/10		.00	95.40	.00	SJ00 28	
JE	40	107.30	99006174	1603		2018	04/30/10		12.00	2,059.53	.00	SJ00 28	
JE	40	107.30	99006174	1603		2018	04/30/10		24.00	3,102.72	.00	SJ00 28	
JE	40	107.30	99006174	1603		2018	04/30/10		299.00-	.00	2,019.00-	SJ00 29	
JE	40	108.60	99006070	1603		2018	05/31/10		5.00-	.00	12,100.53-	SJ00 29	
JE	40	108.60	99006100	1603		2018	05/31/10		33.00-	.00	512.55-	SJ00 29	
JE	40	108.60	99006140	1603		2018	05/31/10		16.00-	.00	8,086.98-	SJ00 29	
JE	40	107.30	99006190	1603		2018	05/31/10		10.00	.00	3,707.84-	SJ00 29	
JE	40	107.30	99006190	1603		2018	05/31/10		24.00	1,161.80	.00	SJ00 28	
JE	40	107.30	99006174	1603		2018	05/31/10		24.00	3,102.72	.00	SJ00 28	
JE	40	108.60	99006020	1603		2018	06/30/10		1.00-	.00	2,176.32	.00	SJ00 28
JE	40	108.60	99006050	1603		2018	06/30/10		2.00-	.00	17.42-	SJ00 29	
JE	40	108.60	99006070	1603		2018	06/30/10		6.00-	.00	540.50-	SJ00 29	
JE	40	108.60	99006100	1603		2018	06/30/10		775.00-	.00	605.70-	SJ00 29	
JE	40	108.60	99006110	1603		2018	06/30/10		9.00-	.00	31,364.25-	SJ00 29	
JE	40	108.60	99006120	1603		2018	06/30/10		5.00-	.00	922.59-	SJ00 29	
JE	40	108.60	99006140	1603		2018	06/30/10		1.00-	.00	490.80-	SJ00 29	
JE	40	108.60	99006141	1603		2018	06/30/10		24.00-	.00	87.42-	SJ00 29	
JE	40	108.60	99006141	1603		2018	06/30/10		8.00-	.00	5,881.44-	SJ00 29	
JE	40	108.60	99006144	1603		2018	06/30/10		39.00-	.00	2,332.88-	SJ00 29	
JE	40	108.60	99006190	1603		2018	06/30/10		5.00-	.00	9,037.86-	SJ00 29	
JE	40	107.30	99006160	1603		2018	06/30/10		2.00-	.00	409.00-	SJ00 29	
JE	40	107.30	99006175	1603		2018	06/30/10		24.00-	.00	374.60-	SJ00 29	
JE	40	107.30	99006190	1603		2018	06/30/10		24.00-	.00	2,176.32-	JE 10243	
JE	40	107.30	99006190	1603		2018	06/30/10		3.00	455.07	.00	JE 10243	
JE	40	108.60	99006020	1603		2018	07/31/10		5.00-	.00	87.10-	SJ00 29	
JE	40	108.60	99006070	1603		2018	07/31/10		3618.00-	.00	146,420.46-	SJ00 29	
JE	40	108.60	99006110	1603		2018	07/31/10		95.00-	.00	87.10-	SJ00 29	
JE	40	108.60	99006140	1603		2018	07/31/10		44.00-	.00	9,325.20-	SJ00 29	
JE	40	108.60	99006141	1603		2018	07/31/10		2.00-	.00	10,782.64-	SJ00 29	
JE	40	108.60	99006144	1603		2018	07/31/10		26.00-	.00	583.22-	SJ00 29	
JE	40	107.30	99006190	1603		2018	07/31/10		2.00	.00	6,025.50-	SJ00 29	
JE	40	108.60	99006030	1603		2018	08/31/10		1.00-	.00	.00	SJ00 27	
JE	40	108.60	99006040	1603		2018	08/31/10		1.00-	.00	104.31-	SJ00 29	
JE	40	108.60	99006050	1603		2018	08/31/10		17.00-	.00	270.25-	SJ00 29	
JE	40	108.60	99006050	1603		2018	08/31/10			.00	1,716.15-	SJ00 29	

SO	TR	RACCT	ITEM	ID	DEPT	WH	BH	DATE	CK/JOB/REC/TSK	QTY	DEBIT	CREDIT	DESCRIPTION
JE	40	108.60	99006060	1603				2018 08/31/10		2.00-	.00	101.80-	SJ00 29
JE	40	108.60	99006070	1603				2018 08/31/10		1342.00-	.00	54,310.74-	SJ00 29
JE	40	108.60	99006090	1603				2018 08/31/10		1.00-	.00	66.91-	SJ00 29
JE	40	108.60	99006100	1603				2018 08/31/10		4.00-	.00	410.04-	SJ00 29
JE	40	108.60	99006110	1603				2018 08/31/10		14.00-	.00	1,374.24-	SJ00 29
JE	40	108.60	99006120	1603				2018 08/31/10		27.00-	.00	2,360.34-	SJ00 29
JE	40	108.60	99006130	1603				2018 08/31/10		29.00-	.00	5,853.36-	SJ00 29
JE	40	108.60	99006140	1603				2018 08/31/10		70.00-	.00	17,154.20-	SJ00 29
JE	40	108.60	99006200	1806				2018 08/31/10		17.00-	.00	3,939.58-	SJ00 29
JE	40	107.30	99006190	1603				2018 08/31/10		3.00-	.00	561.90-	SJ00 28
JE	40	108.60	99006050	1603				2018 09/30/10		13.00-	.00	1,312.35-	SJ00 29
JE	40	108.60	99006070	1603				2018 09/30/10		2433.00-	.00	98,463.51-	SJ00 29
JE	40	108.60	99006109	1603				2018 09/30/10		78.00-	.00	14,331.72-	SJ00 29
JE	40	108.60	99006110	1603				2018 09/30/10		13.00-	.00	1,276.08-	SJ00 29
JE	40	108.60	99006140	1603				2018 09/30/10		13.00-	.00	3,185.65-	SJ00 29
JE	40	107.30	99006190	1603				2018 09/30/10		1.00-	.00	81.90-	SJ00 29
JE	40	108.60	99006109	1603				2018 09/30/10		3.00-	458.07	.00	SJ00 28
JE	40	108.60	99006130	1603				2018 09/30/10		52.00-	.00	9,544.08-	JE 10306
JE	40	108.60	99006130	1603				2018 09/30/10		52.00-	10,437.90	.00	JE 10306

NUMBER OF RECORDS FOUND - 122

TOTAL QTY 10,297.00-  
 TOTAL DEBIT 4,636,773.57  
 TOTAL CREDIT 578,248.12-  
 NET BALANCE 4,058,525.45

578,248.12  
 41,855.50  
 536,392.62

Page 86

SO	TR	RACCT	ITEM	ID	DEPT	WH	BH	DATE	CK/JOB/REC/TSK	PJ/VHR/VND/VEH	QTY	DEBIT	CREDIT	DESCRIPTION
WO	70	107.20	PLEL	00	01		1	10/31/09			.00	25,515.63	.00	
WO	71	108.80	PLEL	00	01		1	10/31/09			.00	.00	6,027.06-	
WO	70	107.20	PLEL	00	01		1	11/30/09			.00	25,589.68	.00	
WO	71	108.80	PLEL	00	01		1	11/30/09			.00	.00	8,188.72-	
WO	70	107.20	PLEL	00	01		1	12/31/09	P		.00	27,195.13	.00	
WO	70	107.20	PLEL	00	01		1	12/31/09	P		.00	131.05	.00	
WO	71	108.80	PLEL	00	01		1	12/31/09			.00	.00	7,291.77-	
WO	70	107.20	PLEL	00	01		1	12/31/09	P		.00	.00	137.59-	
BF	99	371.00	BYBA	00	01		1	01/01/10		149	.00	5,959,070.64	.00	BEG YEAR BALANCE FORWARD
WO	70	107.20	PLEL	00	01		1	01/31/10			.00	23,161.46	.00	
WO	71	108.80	PLEL	00	01		1	01/31/10			.00	.00	3,517.36-	
WO	70	107.20	PLEL	00	01		1	02/28/10			.00	23,121.45	.00	
WO	71	108.80	PLEL	00	01		1	02/28/10			.00	.00	6,274.79-	
WO	70	107.20	PLEL	00	01		1	03/31/10			.00	33,823.07	.00	
WO	71	108.80	PLEL	00	01		1	03/31/10			.00	.00	6,677.94-	
WO	70	107.20	PLEL	00	01		1	04/30/10			.00	27,372.10	.00	
WO	71	108.80	PLEL	00	01		1	04/30/10			.00	.00	9,169.09-	
WO	70	107.20	PLEL	00	01		1	05/31/10			.00	23,161.52	.00	
WO	71	108.80	PLEL	00	01		1	05/31/10			.00	.00	6,534.71-	
WO	70	107.20	PLEL	00	01		1	06/30/10			.00	24,606.87	.00	
WO	71	108.80	PLEL	00	01		1	06/30/10			.00	.00	8,589.11-	
WO	70	107.20	PLEL	00	01		1	07/31/10			.00	18,421.98	.00	
WO	71	108.80	PLEL	00	01		1	07/31/10			.00	.00	4,414.58-	
WO	70	107.20	PLEL	00	01		1	08/31/10			.00	26,599.42	.00	
WO	71	108.80	PLEL	00	01		1	08/31/10			.00	.00	6,951.61-	
WO	70	107.20	PLEL	00	01		1	09/30/10			.00	21,918.73	.00	
WO	71	108.80	PLEL	00	01		1	09/30/10			.00	.00	6,876.58-	

NUMBER OF RECORDS FOUND - 27

TOTAL QTY .00  
 TOTAL DEBIT 6,259,688.73  
 TOTAL CREDIT 80,650.91-  
 NET BALANCE 6,179,037.82

SO	TR	RACCT	ITEM	ID	DEPT	WH	BH	DATE	CK/JOB/REC/TSK	QTY	DEBIT	CREDIT	DESCRIPTION
WO	70	107.20	PLEL	00	01		1	10/31/09		.00	6,366.47	.00	
WO	71	108.80	PLEL	00	01		1	10/31/09		.00	.00	1,577.81-	
WO	70	107.20	PLEL	00	01		1	11/30/09		.00	6,092.16	.00	
WO	71	108.80	PLEL	00	01		1	11/30/09		.00	.00	573.15-	
WO	70	107.20	PLEL	00	01		1	12/31/09		.00	6,430.11	.00	
WO	71	108.80	PLEL	00	01		1	12/31/09		.00	.00	893.41-	
BF	99	373.00	BYBA	00	01		1	01/01/10		.00	644,111.31	.00	BEG YEAR BALANCE FORWARD
WO	70	107.20	PLEL	00	01		1	01/31/10		.00	1,786.22	.00	
WO	71	108.80	PLEL	00	01		1	01/31/10		.00	.00	996.97-	
WO	70	107.20	PLEL	00	01		1	02/28/10		.00	2,724.77	.00	
WO	71	108.80	PLEL	00	01		1	02/28/10		.00	.00	1,082.33-	
WO	70	107.20	PLEL	00	01		1	03/31/10		.00	1,024.13	.00	
WO	71	108.80	PLEL	00	01		1	03/31/10		.00	.00	279.16-	
WO	70	107.20	PLEL	00	01		1	04/30/10		.00	349.52	.00	
WO	71	108.80	PLEL	00	01		1	04/30/10		.00	.00	559.66-	
WO	70	107.20	PLEL	00	01		1	05/31/10		.00	914.51	.00	
WO	71	108.80	PLEL	00	01		1	05/31/10		.00	.00	785.52-	
WO	70	107.20	PLEL	00	01		1	06/30/10		.00	2,215.00	.00	
WO	71	108.80	PLEL	00	01		1	06/30/10		.00	.00	722.24-	
WO	70	107.20	PLEL	00	01		1	08/31/10		.00	2,869.40	.00	
WO	71	108.80	PLEL	00	01		1	08/31/10		.00	.00	1,432.64-	
WO	70	107.20	PLEL	00	01		1	09/30/10		.00	493.38	.00	
WO	71	108.80	PLEL	00	01		1	09/30/10		.00	.00	559.92-	

NUMBER OF RECORDS FOUND - 23

TOTAL QTY .00

TOTAL DEBIT 675,376.98

TOTAL CREDIT 9,462.81-

NET BALANCE ----- 665,914.17



SO	TR	RACCT	ITEM	ID	DEPT	WH	BH	DATE	CK/JOB/REC/TSK	QTY	DEBIT	CREDIT	DESCRIPTION
BF	99	389.00	BYBA	00	01		1	01/01/10	PJ/VHR/VND/VEH	.00	356,187.46	.00	BEG YEAR BALANCE FORWARD
JE	40	389.13	PLGN	11	1900			2018 08/31/10		.00	.00	12,947.90-	JE 10274-MEPB LAND-COLUMBIA AVE
JE	40	389.13	PLGN	11	1900			2018 08/31/10		.00	.00	100,000.00-	JE 10274-MEPB LAND-COLUMBIA AVE
JE	49	0.00	PLGN	20	1603			1100 09/30/10		.00	.00	29,127.00-	JE 10302 LAND-MAIN STREET

NUMBER OF RECORDS FOUND - 4 TOTAL QTY .00

TOTAL DEBIT 356,187.46  
 TOTAL CREDIT 142,074.90-  
 NET BALANCE 214,112.56

SO	TR	RACCT	ITEM	ID	DEPT	WH	BH	DATE	CK/JOB/REC/TSK	QTY	DEBIT	CREDIT	DESCRIPTION
AP	1	232.00	PLGN	11	1900		2018	11/17/09	VN 33304653	.00	1,560.00	.00	FENCING (OLD SALTS ROAD)
BF	99	389.10	BYBA	00	01		1	01/01/10		.00	1,203,660.36	.00	BEG YEAR BALANCE FORWARD

NUMBER OF RECORDS FOUND - 2

TOTAL QTY .00  
 TOTAL DEBIT 1,205,220.36  
 TOTAL CREDIT .00  
 NET BALANCE 1,205,220.36

SO	TR	RACCT	ITEM	ID	DEPT	WH	BH	DATE	CK/JOB/REC/TSK	QTY	DEBIT	CREDIT	DESCRIPTION
BF	99	389.11	BYBA	00	01			101/01/10	PJ/VHR/VND/VEH	.00	662,581.58	.00	BEG YEAR BALANCE FORWARD

NUMBER OF RECORDS FOUND - 1

TOTAL QTY .00

TOTAL DEBIT 662,581.58  
 TOTAL CREDIT .00  
 NET BALANCE 662,581.58

SO	TR	RACCT	ITEM	ID	DEPT	WH	BH	DATE	CR/JOB/REC/TSK	QTY	DEBIT	CREDIT	DESCRIPTION
BF	99	389.12	BYBA	00	01		1	01/01/10		.00	118,488.26	.00	BEG YEAR BALANCE FORWARD
JE	40	184.21	CASH	13	1603			2018 03/31/10		.00		28,600.00-	JE 10198-COMM OF KY-CLINTON PROP

NUMBER OF RECORDS FOUND - 2 TOTAL QTY .00

TOTAL DEBIT 118,488.26  
 TOTAL CREDIT 28,600.00-  
 -----  
 NET BALANCE 89,888.26

SO	TR	RACCT	ITEM	ID	DEPT	WH	BH	DATE	CK/JOB/REC/TSK	PJ/VHR/VND/VEH	QTY	DEBIT	CREDIT	DESCRIPTION
AP	1	232.00	MSAD	26	1902		2018	10/31/09	VN	33300628	.00	12,000.00	.00	DEMOLITION/DISPOSAL-RANKIN ST
AP	1	232.00	PLGN	11	1902		2018	11/10/09	VN	44411054	.00	148,774.13	.00	MONTICELLO PROPERTY-RANKIN
JE	40	131.10	PLGN	11	1702		2018	11/30/09	VN	44411054	.00	.00	.00	JE10121-CK141101-PROCTOR RANKIN
AP	1	232.00	PLGN	11	1902		2018	12/10/09	VN	44411054	.00	149,000.00	.00	MONT PROPERTY-RANKIN
AP	1	232.00	PLGN	10	1902		2018	12/30/09	VN	33300628	.00	6,067.50	.00	GREGORY CONST-TREES REMOVED
AP	1	232.00	MSAD	32	1900		2018	12/31/09	VN	44407832	.00	170.00	.00	RANKIN-DEED RECORDING
BF	99	389.13	BYBA	00	01		2018	08/31/10	VN	44407832	.00	367,893.01	.00	BEG YEAR BALANCE FORWARD
JE	40	389.00	PLGN	11	1900		2018	08/31/10	VN	44407832	.00	12,947.90	.00	JE 10274-MEPB LAND-COLUMBIA AVE
JE	40	389.00	PLGN	11	1900		2018	08/31/10	VN	44407832	.00	100,000.00	.00	JE 10274-MEPB LAND-MAIN STREET

NUMBER OF RECORDS FOUND - 9 TOTAL QTY .00

TOTAL DEBIT 796,852.54  
 TOTAL CREDIT 148,774.13  
 NET BALANCE 648,078.41

Page 23

SO	TR	RACCT	ITEM	ID	DEPT	WH	BH	DATE	CK/JOB/REC/TSK	QTY	DEBIT	CREDIT	DESCRIPTION
BF	99	389.14	BYBA	00	01		1	01/01/10	PJ/VHR/VND/VEH	.00	294,772.64	.00	BEG YEAR BALANCE FORWARD

NUMBER OF RECORDS FOUND - 1

TOTAL QTY		.00
TOTAL DEBIT		294,772.64
TOTAL CREDIT		.00
NET BALANCE		294,772.64

SO	TR	RACCT	ITEM	ID	DEPT	WH	BH	DATE	CK/JOB/REC/TSK	QTY	DEBIT	CREDIT	DESCRIPTION
JE	56	184.21	GP390000	1714	2018	11/30/09	R		JE10120	.00	1,569.05	.00	RUSSELL SPRINGS OFFICE 2007
AP	1	232.00	GP390000	1808	2018	12/31/09	VN		33300077	1.00	6,350.00	.00	TRANE-5 TON HEAT PUMP-DISPATC
JE	51	0.00	GP390000	1808	2018	12/31/09	R		297	1.00-	.00	3,999.00-	HEATING/COOLING UNIT-DISPATC
JE	54	390.21	GP390000	1808	1	12/31/09	R		JE10138	1.00	40,698.22	.00	ACCOUNTING REMODELING
BF	99	390.00	BXBA	00	1	01/01/10	R		323	.00	9,353,233.63	.00	BEG YEAR BALANCE FORWARD
JE	56	390.21	GP390000	1808	2018	01/31/10	R		323	.00	5.13	.00	ACCOUNTING REMODELING 2009
JE	56	107.84	GP390000	1714	2018	01/31/10	R		JE10163	.00	992.58	.00	RUSSELL SPRINGS OFFICE 2007
JE	56	390.12	GP390000	1808	2018	02/28/10	R		JE10177	.00	172.85	.00	ACCOUNTING REMODELING 2009
JE	51	0.00	GP390000	1808	2018	02/28/10	R		143	1.00-	.00	2,289.66-	AIR CONDITIONING UNIT SCADA ROOM
AP	1	232.00	GP390000	1808	2018	04/22/10	VN		33302516	1.00	1,495.66	.00	PAN FACE SIGN-SOM OFFICE
JE	51	0.00	GP390000	1808	2018	04/30/10	R		116	1.00-	.00	1,400.00-	NEON SIGN @ SOMERSBT
JE	56	184.21	GP390000	1808	2018	08/31/10	R		JE10213	.00	1,391.00	.00	ACCESS CONTROL SYSTEM-SOM
JE	51	0.00	GP390000	1712	2182	09/17/10	R		JE10283	1.00-	.00	56,024.37-	CONSTRUCT ALBANY OFFICE BUILDING
JE	51	0.00	GP390000	1712	2182	09/17/10	R		158	1.00-	.00	786.76-	TRANSFORMER PLATFORM ALBANY
JE	51	0.00	GP390000	1712	1100	09/17/10	R		159	1.00-	.00	7,835.69-	ROOF AT ALBANY OFFICE
JE	51	0.00	GP390000	1712	2182	09/17/10	R		160	1.00-	.00	7,835.69-	ROOF AT ALBANY OFFICE
JE	51	0.00	GP390000	1712	2182	09/17/10	R		161	1.00-	.00	1,700.42-	ROOF AT ALBANY OFFICE
JE	51	0.00	GP390000	1712	1100	09/17/10	R		JE10302	1.00-	.00	600.00-	ADDITIONAL WORK ON ALBANY ROOF
JE	51	0.00	GP390000	1712	1100	09/17/10	R		162	1.00-	.00	1,800.00-	AIR CONDITIONER
JE	51	0.00	GP390000	1712	1100	09/17/10	R		163	1.00-	.00	1,890.00-	AIR CONDITIONERS
JE	51	0.00	GP390000	1712	1100	09/17/10	R		164	1.00-	.00	1,890.00-	AIR CONDITIONERS
JE	51	0.00	GP390000	1712	1100	09/17/10	R		165	1.00-	.00	791.00-	INSTALLATION OF METAL DOOR
JE	51	0.00	GP390000	1712	1100	09/17/10	R		166	1.00-	.00	9,335.09-	ALBANY GARAGE ADDITION
JE	51	0.00	GP390000	1712	1100	09/17/10	R		167	1.00-	.00	19,344.31-	ALBANY OFFICE REMODELING--1990
JE	51	0.00	GP390000	1712	1100	09/17/10	R		168	1.00-	.00	19,151.19-	ALBANY HEAT SYSTEM
JE	51	0.00	GP390000	1712	1100	09/17/10	R		169	1.00-	.00	1,837.99-	SEWER LINE @ ALBANY
JE	51	0.00	GP390000	1712	1100	09/17/10	R		171	1.00-	.00	2,345.80-	METAL STORAGE BUILDING
JE	51	0.00	GP390000	1712	1100	09/17/10	R		172	1.00-	.00	3,437.58-	STEPS/WIRING--METAL STOR BUILDING
JE	51	0.00	GP390000	1712	1100	09/17/10	R		173	1.00-	.00	45,710.46-	ADA REMODELING

SO	TR	RACCT	ITEM	ID	DEPT	WH	BH	DATE	CK/JOB/REC/TSK PJ/VHR/VND/VEH	QTY	DEBIT	CREDIT	DESCRIPTION
JE	51	0.00	GP390000	1712	1100	09/17/10	R		251 JEI0302	1.00-	.00	6,486.84-	POLE YARD UPGRADE
JE	51	0.00	GP390000	1712	1100	09/17/10	R		260 JEI0302	1.00-	.00	1,532.09-	ALBANY GARAGE REMODELING
JE	51	0.00	GP390000	1712	1100	09/17/10	R		264 JEI0302	1.00-	.00	10,683.14-	FENCING POLE YARD-ALBANY
JE	51	0.00	GP390000	1712	1100	09/17/10	R		268 JEI0302	1.00-	.00	18,948.41-	ALBANY OFFICE REMODELING
JE	51	0.00	GP390000	1712	1100	09/17/10	R		277 JEI0302	1.00-	.00	462.34-	LIGHTPOLE-ALBANY
JE	51	0.00	GP390000	1712	1100	09/17/10	R		286 JEI0302	1.00-	.00	616.47-	CHAINLINK FENCE(GENERATOR)
AP	1	232.00	GP390000	1806	2018	09/30/10	VN		325 JEI0302	1.00	3,950.00	.00	HEAT PUMP-MEMBER SERVICES
JE	51	0.00	GP390000	1712	2018	09/30/10	R		151 JE2452	1.00-	.00	.00	PURCHASE OF ALBANY OFF. BUILDING
JE	51	0.00	GP390000	1712	2182	09/30/10	R		153 JE2452	1.00-	.00	.00	NEON SIGN INSTALLED
JE	51	0.00	GP390000	1712	2182	09/30/10	R		154 JE2452	1.00-	.00	.00	MAINTENANCE ON OLD ALBANY OFFICE
JE	51	0.00	GP390000	1712	2182	09/30/10	R		155 JE2452	1.00-	.00	.00	HEATING SYSTEM @ ALBANY OFFICE
JE	51	0.00	GP390000	1712	2182	09/30/10	R		156 JE2452	1.00-	.00	.00	VENETIAN BLINDS
JE	51	0.00	GP390000	1712	2182	09/30/10	R		157 JE2452	1.00-	.00	.00	REMODELING @ OLD ALBANY OFFICE

NUMBER OF RECORDS FOUND - 40

TOTAL QTY 26.00-

TOTAL DEBIT 9,409,858.12  
 TOTAL CREDIT 219,008.61-  
 NET BALANCE 9,190,849.51



SO	TR	RACCT	ITEM	ID	DEPT	WH	BH	DATE	CK/JOB/REC/TSK	PJ/VHR/VND/VEH	QTY	DEBIT	CREDIT	DESCRIPTION
AP	20	131.15	LARG	00	1808		1029	10/16/09			56.00	1,282.88	.00	LABOR REGULAR
AP	20	131.15	LARG	00	1808		1039	10/30/09			72.00	1,637.20	.00	LABOR REGULAR
AP	1	232.00	PLGN	10	1808		2018	10/31/09	VN		.00	127.52	.00	AIR FLO
AP	1	232.00	PLGN	10	1808		2018	10/31/09	VN		.00	1,823.00	.00	LIGHT FIXTURES
AP	1	232.00	PLGN	10	1808		2018	10/31/09	VN		.00	1,441.00	.00	CUMBERLAND ELECTRIC
AP	1	232.00	PLGN	10	1808		2018	10/31/09	VN		.00	134.99	.00	CUMBERLAND ELECTRIC
AP	1	232.00	PLGN	10	1808		2018	10/31/09	VN		.00	55.65	.00	CUMBERLAND ELECTRIC
AP	1	232.00	PLGN	10	1808		2018	10/31/09	VN		.00	107.39	.00	CUMBERLAND ELECTRIC
AP	1	232.00	PLGN	10	1808		2018	10/31/09	VN		.00	15.65	.00	STRUCTURES & IMPROVEMENTS
AP	1	232.00	PLGN	10	1808		2018	10/31/09	VN		.00	7.82	.00	CUMBERLAND ELECTRIC
AP	1	232.00	PLGN	10	1808		2018	10/31/09	VN		.00	32.70	.00	CUMBERLAND ELECTRIC
AP	1	232.00	PLGN	10	1808		2018	10/31/09	VN		.00	12.01	.00	LUMBER KING
AP	1	232.00	PLGN	10	1808		2018	10/31/09	VN		.00	5.29	.00	LUMBER KING
AP	1	232.00	PLGN	10	1808		2018	10/31/09	VN		.00	23.03	.00	LUMBER KING
AP	1	232.00	PLGN	10	1808		2018	10/31/09	VN		.00	40.45	.00	LUMBER KING
AP	1	232.00	PLGN	10	1808		2018	10/31/09	VN		.00	30.48	.00	LUMBER KING
AP	1	232.00	PLGN	10	1808		2018	10/31/09	VN		.00	16.84	.00	LUMBER KING
AP	1	232.00	PLGN	10	1808		2018	10/31/09	VN		.00	1,029.82	.00	BENNETT CARPET
AP	10	242.20	ACLB	02	1808		1119	10/31/09			32.00	795.76	.00	ACCRUED LABOR - MONTH END
AP	1	232.00	PLGN	10	1808		2018	10/31/09	VN		5.00	174.49	.00	ACCRUED LABOR (OT) - MONTH END
AP	1	232.00	PLGN	10	1808		2018	10/31/09	VN		.00	258.38	.00	EUBANKS ELECTRIC
AP	1	232.00	PLGN	10	1808		2018	10/31/09	VN		.00	135.10	.00	SHERWIN WILLIAMS
AP	40	232.14	SUOO	52	1606		12	10/31/09			.00	19.64	.00	EXP COOP PART OF EMPL BENEFITS
JE	44	184.22	SUOO	37	1808		1	10/31/09			165.00	2,180.71	.00	TRANSPORTATION EXPENSE
TR	50	184.40	TREX	01	1808		1	10/31/09			3.00	91.87	.00	OVERTIME 1 1/2
PY	20	131.15	LARG	00	1808		1119	11/13/09			32.00	795.76	.00	LABOR REGULAR
PY	20	131.15	LARG	00	1808		1129	11/27/09			12.00	383.51	.00	OVERTIME 1 1/2
PY	20	131.15	LARG	00	1808		1129	11/27/09			80.00	1,861.12	.00	LABOR REGULAR
AP	1	232.00	PLGN	10	1808		2018	11/30/09	VN		.00	438.08	.00	CUMBERLAND MILLWORK
AP	1	232.00	PLGN	10	1606		2018	11/30/09	VN		.00	83.73	.00	CDW
AP	1	232.00	PLGN	10	1606		2018	11/30/09	VN		.00	80.06	.00	OFFICE DEPOT(COMPUTER SUPPLIES)
AP	1	232.00	PLGN	10	1808		2018	11/30/09	VN		.00	31.15	.00	SHERWIN WILLIAMS
AP	1	232.00	PLGN	10	1808		2018	11/30/09	VN		.00	619.29	.00	LOWES
AP	1	232.00	PLGN	10	1806		2018	11/30/09	VN		.00	24.93	.00	LUMBER KING
AP	1	232.00	PLGN	10	1806		2018	11/30/09	VN		.00	36.15	.00	STRUCTURES & IMPROVEMENTS
AP	1	232.00	PLGN	10	1806		2018	11/30/09	VN		.00	21.60	.00	LUMBER KING
AP	1	232.00	PLGN	10	1806		2018	11/30/09	VN		.00	86.69	.00	LUMBER KING
AP	10	242.20	ACLB	02	1808		1219	11/30/09			3.50	6.77	.00	LUMBER KING
AP	1	232.00	PLGN	10	1808		2018	11/30/09	VN		.00	144.59	.00	ACCRUED LABOR (OT) - MONTH END
AP	1	232.00	PLGN	10	1808		2018	11/30/09	VN		.00	24.93	.00	LUMBER KING
AP	1	232.00	PLGN	10	1808		2018	11/30/09	VN		.00	36.15	.00	LUMBER KING
AP	1	232.00	PLGN	10	1808		2018	11/30/09	VN		.00	21.60	.00	LUMBER KING
AP	1	232.00	PLGN	10	1808		2018	11/30/09	VN		.00	86.69	.00	LUMBER KING
AP	1	232.00	PLGN	10	1806		2018	11/30/09	VN		.00	6.77	.00	STRUCTURES & IMPROVEMENTS
AP	1	232.00	PLGN	10	1806		2018	11/30/09	VN		.00	24.93	.00	LUMBER KING
AP	1	232.00	PLGN	10	1806		2018	11/30/09	VN		.00	36.15	.00	STRUCTURES & IMPROVEMENTS
AP	1	232.00	PLGN	10	1806		2018	11/30/09	VN		.00	21.60	.00	LUMBER KING
AP	1	232.00	PLGN	10	1806		2018	11/30/09	VN		.00	86.69	.00	LUMBER KING
AP	1	232.00	PLGN	10	1806		2018	11/30/09	VN		.00	6.77	.00	LUMBER KING
AP	1	232.00	PLGN	10	1806		2018	11/30/09	VN		.00	16.54	.00	LUMBER KING

SO	TR	RACCT	ITEM	ID	DEPT	WH	BH	DATE	CK/	JOB/	REC/	TSK	QTY	DEBIT	CREDIT	DESCRIPTION	
AP	1	232.00	PIGN	10	1808		2018	11/30/09	VN				33300858	.00	6,928.52	.00	FLOORING, CARPET, BLINDS
JE	44	184.22	SJOO	37	1808		2018	11/30/09						.00	2,040.72	.00	EXP COOP PART OF EMPL BENEFITS
TR	50	184.40	TREX	00	1808			11/30/09						129.50	142.16	.00	TRANSPORTATION EXPENSE
PY	20	131.15	TRAT	01	1808		2018	12/11/09						1.00	41.31	.00	OVERTIME 1 1/2
AP	1	232.00	PIGN	10	1808		2018	12/31/09	VN					.00	72.03	.00	OFFICE DEPOT
JE	40	232.14	SJOO	52	1808			12/31/09						.00	108.29	.00	KY SALES & USE TAX EXPENSE
JE	44	184.22	SJOO	37	1808			12/31/09	R					1.00	19.65	.00	EXP COOP PART OF EMPL BENEFITS
JE	54	390.00	GP390000	1808				12/31/09	R					1.00	40,698.22	.00	ACCOUNTING REMODELING
TR	50	184.40	TREX	00	1808			12/31/09						1.00	5.13	.00	TRANSPORTATION EXPENSE
BF	99	390.21	BYBA	00	01			01/01/10						.00	5.13	.00	BEG YEAR BALANCE FORWARD
JE	56	390.00	GP390000	1808			2018	01/31/10	R					.00	5.13	.00	ACCOUNTING REMODELING 2009

NUMBER OF RECORDS FOUND - 62 TOTAL QTY 591.00

TOTAL DEBIT 24,601.65  
 TOTAL CREDIT 40,879.49  
 NET BALANCE 16,277.84

JE10163 V

Page 98

SO	TR	RACCT	ITEM	ID	DEPT	WH	BH	DATE	CK/JOB/REC/TSK	QTY	DEBIT	CREDIT	DESCRIPTION
AP	1	232.00	GP391000	1902	2018	11/30/09	VN	33300319		1.00	1,325.00	.00	MAHOGANY DESK-STEPHEN
AP	1	232.00	GP391000	1902	2018	11/30/09	VN	33300319	R	1.00	1,041.45	.00	MAHOGANY HUTCH-STEPHEN
AP	1	232.00	GP391000	1902	2018	11/30/09	VN	33300319	R	1.00	977.85	.00	MAHOGANY CREDENZA-STEPHEN
AP	1	232.00	GP391000	1902	2018	12/30/09	VN	33300319	R	1.00	1,084.38	.00	WOOD LATERAL FILE - STEPHEN
AP	1	232.00	GP391000	1902	2018	12/30/09	VN	33300319	R	1.00	1,084.38	.00	WOOD LATERAL FILE - STEPHEN
BF	99	391.00	BYBA	00	01	10/01/10				.00	546,268.04	.00	BEG YEAR BALANCE FORWARD
AP	1	232.00	GP391000	1902	2018	01/21/10	VN	33300319	R	1.00	942.34	.00	FILE CABINET/STORAGE-MARY LOU
AP	1	232.00	GP391000	1902	2018	01/21/10	VN	33300319	R	1.00	1,249.74	.00	5 DR BLACK LATERAL-CHRISTY
AP	1	232.00	GP391000	1902	2018	01/21/10	VN	33300319	R	1.00	1,249.74	.00	5 DR BLACK LATERAL-CHRISTY
AP	1	232.00	GP391000	1902	2018	01/21/10	VN	33300319	R	1.00	1,249.74	.00	5 DR BLACK LATERAL-CHRISTY
AP	1	232.00	GP391000	1902	2018	01/21/10	VN	33300319	R	1.00	1,249.74	.00	5 DR BLACK LATERAL-CHRISTY
AP	1	232.00	GP391000	1902	2018	01/21/10	VN	33300319	R	1.00	603.14	.00	3 DR BLACK LATEAL-KATHY
AP	1	232.00	GP391000	1902	2018	01/21/10	VN	33300319	R	1.00	634.94	.00	3 DR BLACK LATERAL-MARY LOU
AP	1	232.00	GP391000	1902	2018	01/21/10	VN	33300319	R	1.00	942.34	.00	BLACK CABINET W/STORAGE-KATHY R
AP	1	232.00	GP391000	1902	2018	01/21/10	VN	33300319	R	1.00	942.34	.00	BLACK CABINET W/STORAGE-LANA S
AP	1	232.00	GP391000	1902	2018	01/21/10	VN	33300319	R	1.00	687.94	.00	3 DR BLACK LATERAL-LANA S
AP	1	232.00	GP391000	1703	2018	03/31/10	VN	33300319	R	1.00	828.91	.00	3 DRAWER BLACK LATERAL-SER CTR

NUMBER OF RECORDS FOUND - 17

TOTAL QTY	16.00
TOTAL DEBIT	562,362.01
TOTAL CREDIT	.00
NET BALANCE	562,362.01

SO	TR	RACCT	ITEM ID	DEPT	WH	BH	DATE	CR/JOB/REC/TSK PJ/VHR/VND/VEH	QTY	DEBIT	CREDIT	DESCRIPTION
AP	1	232.00	GP391100	1703		2018	10/31/09	VN 33302505	1.00	572.40	.00	DELL LASER PRINTER-CATHY J
AP	1	232.00	GP391100	1606		2018	10/31/09	VN 33302505	2.00	11,628.21	.00	RACK CHASSIS-DISASTER RECOVERY
JE	55	0.00	GP391100	1606		2018	10/31/09	R 801	1.00	5,814.11	.00	RACK CHASSIS-DISASTER RECOVERY
JE	55	0.00	GP391100	1606		2018	10/31/09	R 800	1.00-	.00	.00	RACK CHASSIS-DISASTER RECOVERY
JE	56	184.21	GP391100	1703		2018	10/31/09	R 799	.00	26.50	.00	DELL COLOR LASER PRINTER
JE	56	184.21	GP391100	1606		2018	10/31/09	R JE10107	.00	174.90	.00	RACK CHASSIS-DISASTER RECOVERY
JE	56	184.21	GP391100	1606		2018	10/31/09	R JE10108	.00	174.90	.00	RACK CHASSIS-DISASTER RECOVERY
JE	54	184.21	GP391100	1606		2018	10/31/09	VN JE10108	1.00	6,806.49	.00	SOFTWARE-DISASTER/VIRTUALIZATION
JE	54	184.21	GP391100	1606		2018	10/31/09	VN 802	1.00	2,470.87	.00	SERVER
JE	54	184.21	GP391100	1606		2018	10/31/09	VN 803	1.00	2,470.86	.00	SERVER
JE	56	184.21	GP391100	1606		2018	10/31/09	R 804	.00	172.24	.00	SERVER
JE	56	184.21	GP391100	1606		2018	10/31/09	R 805	.00	273.48	.00	PERSONAL COMPUTER LATITUDE
JE	56	184.21	GP391100	1900		2018	11/30/09	R 10120	.00	15,600.00	.00	SOFTWARE-DISASTER/VIRTUALIZATION
JE	56	184.21	GP391100	1606		2018	11/30/09	R 802	.00	2,413.45	.00	DELL LATITUDE-DENNIS
AP	1	232.00	GP391100	1700		2018	12/31/09	VN JE10120	1.00	2,413.45	.00	DELL LATITUDE-STEPHEN
AP	1	232.00	GP391100	1900		2018	12/31/09	VN 806	1.00	2,413.45	.00	DELL LATITUDE-AMY
AP	1	232.00	GP391100	1900		2018	12/31/09	VN 807	1.00	2,413.45	.00	DELL LATITUDE-STEPHEN
AP	1	232.00	GP391100	1902		2018	12/31/09	VN 808	1.00	2,413.45	.00	DELL LATITUDE-RUBY
AP	1	232.00	GP391100	1903		2018	12/31/09	VN 809	1.00	2,413.45	.00	DELL LATITUDE-JOE L
AP	1	232.00	GP391100	1606		2018	12/31/09	VN 810	1.00	2,388.50	.00	DELL LATITUDE-CHRISTINA
AP	1	232.00	GP391100	1606		2018	12/31/09	VN 811	1.00	2,004.77	.00	SOFTWARE-DISASTER/VIRTUALIZATION
JE	56	184.21	GP391100	1606		2018	12/31/09	R 802	.00	.00	.00	PERSONAL COMPUTER PENTIUM IV
JE	51	0.00	GP391100	1712		2018	12/31/09	R 508	1.00-	.00	.00	BEG YEAR BALANCE FORWARD
AP	1	232.00	GP391100	1809		2018	01/21/10	VN 33302505	1.00	8,302.98	.00	POWEREDGE SERVER-DALLAS
JE	56	184.21	GP391100	1809		2018	01/31/10	R 812	.00	3,822.05	.00	POWEREDGE SERVER
AP	1	232.00	GP391100	1606		2018	02/17/10	VN 33302505	1.00	740.94	.00	DELL LASER PRINTER-IT

Page 5

SOUTH KENTUCKY RECC  
PRG. ACCTANAL (ANIDA)

ACCOUNT ANALYSIS  
FOR ACCT: 391.10 COMPUTER & PROCESSING EQUIPMENT  
DATE RANGE FROM 10/01/09 TO 09/30/10

PAGE  
RUN DATE 10/19/11 02:13 PM  
2

SO	TR	RACCT	ITEM	ID	DEPT	WH	BH	DATE	CK/JOB/REC/TSK PJ/VHR/VND/VEH	QTY	DEBIT	CREDIT	DESCRIPTION
JE	51	0.00	GP391100	1702				2018 02/28/10	R V 544 JE10179	1.00-	.00	1,552.87-	PRINTER HEWLETT PACKARD LASERJET
JE	51	0.00	GP391100	1805				2018 02/28/10	R V 414 JE10179	1.00-	.00	7,616.03-	PRINTER MINOLTA MAGICOLOR
AP	1	232.00	GP391100	1703				2018 03/31/10	VN R 33302505	1.00	1,142.68	.00	DELL OPTIPLEX-SOM WINDOW
AP	1	232.00	GP391100	1703				2018 03/31/10	VN R 33302505	1.00	1,142.68	.00	DELL OPTIPLEX-TAMMY SHIPP
AP	1	232.00	GP391100	1703				2018 03/31/10	VN R 33302505	1.00	1,142.68	.00	DELL OPTIPLEX-LINDA H
AP	1	232.00	GP391100	1703				2018 03/31/10	VN R 33302505	1.00	1,142.68	.00	DELL OPTIPLEX-SONDRA S
AP	1	232.00	GP391100	1703				2018 03/31/10	VN R 33302505	1.00	1,142.68	.00	DELL OPTIPLEX-SOM CASHIERS
AP	1	232.00	GP391100	1703				2018 03/31/10	VN R 33302505	1.00	1,142.68	.00	DELL OPTIPLEX-SHARON K
AP	1	232.00	GP391100	1703				2018 03/31/10	VN R 33302505	1.00	1,142.68	.00	DELL OPTIPLEX-JENNY S
AP	1	232.00	GP391100	1703				2018 03/31/10	VN R 33302505	1.00	1,142.68	.00	DELL OPTIPLEX-GLENDA R
AP	1	232.00	GP391100	1703				2018 03/31/10	VN R 33302505	1.00	1,142.70	.00	DELL OPTIPLEX-CORRY R
AP	1	232.00	GP391100	1606				2018 03/31/10	VN R 33302505	1.00	2,342.06	.00	DELL OPTIPLEX-MELISSA B
AP	1	232.00	GP391100	1702				2018 03/31/10	VN R 33302505	1.00	2,342.06	.00	DELL LATITUDE-DONNIE G
AP	1	232.00	GP391100	1601				2018 03/31/10	VN R 33302505	1.00	2,342.06	.00	DELL LATITUDE-CONNIE WILSON
AP	1	232.00	GP391100	1805				2018 03/31/10	VN R 33302505	1.00	2,342.05	.00	DELL LATITUDE-INACE
AP	1	232.00	GP391100	1809				2018 04/29/10	VN R 33302505	1.00	2,353.20	.00	DELL PRECISION-JOHN HUFF
AP	1	232.00	GP391100	1604				2018 04/29/10	VN R 33302505	1.00	748.76	.00	PROJECT PRO SOFTWARE-JEFF G
JE	51	0.00	GP391100	1700				2018 04/30/10	R R 310 JE10214	1.00-	.00	1,769.14-	PERSONAL COMPUTER UMAX
JE	51	0.00	GP391100	1801				2018 04/30/10	R V 320 JE10214	1.00-	.00	1,769.14-	PC UMAX LAPTOP
JE	51	0.00	GP391100	1702				2018 04/30/10	R V 498 JE10214	1.00-	.00	3,314.57-	PC INSPIRON LAPTOP
AP	1	232.00	GP391100	1809				2018 05/31/10	VN P 33300162	1.00	1,912.95	.00	GEOEXPRESS 7 SOFTWARE-AMI
AP	1	232.00	GP391100	1804				2018 05/31/10	VN R 829	1.00	1,212.66	.00	OPTIPLEX PC-MITCH ROBERTSON
AP	1	232.00	GP391100	1804				2018 05/31/10	VN R 830	1.00	1,212.66	.00	OPTIPLEX PC-ANDY EDMON
AP	1	232.00	GP391100	1804				2018 05/31/10	VN R 831	1.00	1,212.66	.00	OPTIPLEX PC-JEFF CRAIG
AP	1	232.00	GP391100	1804				2018 05/31/10	VN R 832	1.00	1,212.66	.00	OPTIPLEX PC-JEFF CRAIG

Page 101

SO	TR	RACCT	ITEM ID	DEPT	WH	BH	DATE	CK/JOB/REC/TSK PJ/VHR/VND/VEH	QTY	DEBIT	CREDIT	DESCRIPTION
AP	1	232.00	GP391100	1809			2018 05/31/10	VN 33302505 R 833	1.00	1,212.66	.00	OPTIPLEX PC-DISPATCH
AP	1	232.00	GP391100	1600			2018 05/31/10	VN 33302505 R 834	1.00	1,212.66	.00	OPTIPLEX PC-LANA SIDWELL
AP	1	232.00	GP391100	1804			2018 05/31/10	VN 33302505 R 835	1.00	1,212.66	.00	OPTIPLEX PC-WALTER WEST
AP	1	232.00	GP391100	1703			2018 05/31/10	VN 33302505 R 836	1.00	1,212.66	.00	OPTIPLEX PC-KATHY ELLIS
AP	1	232.00	GP391100	1804			2018 05/31/10	VN 33302505 R 837	1.00	1,212.66	.00	OPTIPLEX PC-MONTICELLO WINDOW
AP	1	232.00	GP391100	1606			2018 05/31/10	VN 33302505 R 838	1.00	668.26	.00	DELL SERVER-IT
AP	1	232.00	GP391100	1606			2018 05/31/10	VN 33302505 R 839	1.00	668.26	.00	DELL SERVER-IT
JE	56	184.21	GP391100	1809			2018 05/31/10	R 812	.00	6,000.00	.00	POWEREDGE SERVER
JE	51	0.00	GP391100	1606			2018 05/31/10	R 838	1.00-	.00	668.26-	DELL SERVER-IT
JE	51	0.00	GP391100	1606			2018 05/31/10	R 839	1.00-	.00	668.26-	DELL SERVER-IT
JE	56	184.21	GP391100	1606			2018 05/31/10	R 802	.00	2,528.26	.00	SOFTWARE-DISASTER/VIRTUALIZATION
JE	56	184.21	GP391100	1713			2018 05/31/10	R 763	.00	815.39	.00	POWEREDGE SERVER
JE	54	184.21	GP391100	1606			1 05/31/10	VN 33302505 R 840	1.00	4,851.27	.00	SWITCH-AMI SERVER
AP	1	232.00	GP391100	1703			2018 07/28/10	VN 33302505 R 841	1.00	794.99	.00	DELL LASER PRINTER-SERVICE CTR
JE	56	184.21	GP391100	1703			2018 07/31/10	R 841	.00	95.39	.00	DELL LASER PRINTER-SERVICE CTR
JE	56	232.14	GP391100	1809			2016 07/31/10	P 168	.00	113.63	.00	SOFTWARE-GEOEXPRESS 7 (AMI)
JE	56	232.14	GP391100	1809			2016 07/31/10	R 829	.00	356.40	.00	POWEREDGE SERVER
AP	1	232.00	GP391100	1606			2018 08/17/10	VN 33302505 R 842	1.00	1,989.90	.00	DELL LATITUDE-TRU CHECK
AP	1	232.00	GP391100	1807			2018 08/31/10	VN 33302112 R 843	1.00	3,906.14	.00	PANASONIC LAPTOP-EDDIE BLACK
AP	1	232.00	GP391100	1606			2018 08/31/10	VN 33304112 R 844	1.00	2,876.00	.00	DELL POWEREDGE SERVER-REMITTANCE
AP	1	232.00	GP391100	1606			2018 08/31/10	VN 33302505 R 845	1.00	1,333.62	.00	OPTIPLEX 780-REMITTANCE SYSTEM
JE	56	184.21	GP391100	1606			2018 08/31/10	R 844	.00	1,525.92	.00	DELL POWEREDGE SERVER-REMITTANCE
JE	51	0.00	GP391100	1809			2018 08/31/10	P 168	1.00-	.00	2,026.58-	SOFTWARE-GEOEXPRESS 7 (AMI)
JE	51	0.00	GP391100	1809			2018 08/31/10	R 829	1.00-	.00	2,026.58-	SOFTWARE-GEOEXPRESS 7 (AMI)
JE	51	0.00	GP391100	1606			2018 08/31/10	R 840	1.00-	.00	4,851.27-	SWITCH-AMI SERVER
AP	1	232.00	GP391100	1606			2018 09/30/10	VN 33302505 P 170	1.00	1,285.69	.00	OPTIPLEX-IT
								R 846				

SO	TR	RACCT	ITEM	ID	DEPT	WH	BH	DATE	CK/JOB/REC/TSK	QTY	DEBIT	CREDIT	DESCRIPTION
JE	56	184.21	GP391100	1807				2018 09/30/10	R 843 V JE10307	.00	1,475.16	.00	PERSONAL COMPUTER PANASONIC

NUMBER OF RECORDS FOUND - 77 TOTAL QTY 38.00

TOTAL DEBIT 1,932,141.64  
 TOTAL CREDIT 31,761.07-  
 NET BALANCE 1,900,380.57

SOUTH KENTUCKY RECC  
PRG. ACCTANAL (ANLA)

ACCOUNT ANALYSIS  
FOR ACCT: 391.11 COMP & PROCESS EQUIP - AVL  
DATE RANGE FROM 10/01/09 TO 09/30/10

PAGE 1  
RUN DATE 10/19/11 02:13 PM

SO	TR	RACCT	ITEM	ID	DEPT	WH	BH	DATE	CR/JOB/REC/TSK	QTY	DEBIT	CREDIT	DESCRIPTION
BF	99	391.11	BYBA	00	01		1	01/01/10	PJ/VHR/VND/VEH	.00	410,702.05	.00	BEG YEAR BALANCE FORWARD

NUMBER OF RECORDS FOUND - 1

TOTAL QTY .00

TOTAL DEBIT 410,702.05

TOTAL CREDIT .00

NET BALANCE ----- 410,702.05



SO	TR	RACCT	ITEM ID	DEPT	WH	BH	DATE	CK/JOB/REC/TSK PJ/VHR/VND/VEH	QTY	DEBIT	CREDIT	DESCRIPTION
AP	1	232.00	GP392000	1800			2182 10/31/09 VN	33301117	1.00	3,913.11	.00	REFURBISH & INSTALL BODY TRK#319
AP	1	232.00	GP392000	1800			2182 10/31/09 VN	33301117 705	1.00	371.00	.00	BED LINER KIT-TRK #319,T TUPMAN
AP	1	232.00	GP392000	1803			2182 12/15/09 VN	33302046 706	1.00	44,520.00	.00	BANDIT 1490XP CHIPPER #142
JE	58	0.00	GP392000	1803			1100 12/15/09 R	256 707	1.00-	.00	18,048.40-	BANDIT CHIPPER
JE	58	0.00	GP392000	1803			1100 12/15/09 R	254 JE10134	1.00-	.00	22,398.10-	BANDIT CHIPPER
AP	1	232.00	GP392000	1713			2182 12/30/09 VN	33300333 708	1.00	124,893.44	.00	DERRICK DIGGER-TK#318 G ERISMAN
AP	1	232.00	GP392000	1713			2182 12/31/09 VN	33300333 709	1.00	45,935.00	.00	2010 DODGE RAM#320 D UPCHURCH
AP	1	232.00	GP392000	1713			2182 12/31/09 VN	33300333 710	1.00	37,333.00	.00	TELELECT BUCKET TK#320 D UPCHURC
BT	99	392.00	BYBA 00	01			1 01/01/10	709	.00	7,789,352.09	.00	BEG YEAR BALANCE FORWARD
JE	56	184.21	GP392000	1713			1100 01/07/10 R	710 JE10165	.00	2,282.28	.00	2010 DODGE RAM#320 D UPCHURCH
JE	56	184.21	GP392000	1713			1100 01/07/10 R	711 JE10165	.00	2,797.80	.00	TELELECT BUCKET TK#320 D UPCHURC
AP	1	232.00	GP392000	1714			2182 01/15/10 VN	33300333 712	1.00	36,787.00	.00	2009 DODGE RAM #321 L WOODDRIDGE
JE	58	0.00	GP392000	1802			1100 01/20/10 R	441 JE10155	1.00-	.00	42,506.00-	2001 FREIGHTLINER #237 B ADKINS
JE	58	0.00	GP392000	1802			1100 01/20/10 R	442 JE10155	1.00-	.00	63,759.00-	AERIAL DEVICE #237 BART ADKINS
JE	51	0.00	GP392000	1802			1100 01/20/10 R	456 JE10155	1.00-	.00	1,014.00-	TOOL HOSE CIRCUITS TK#237,ADKINS
JE	51	0.00	GP392000	1802			1100 01/20/10 R	668 JE10155	1.00-	.00	4,528.42-	TRANSMISSION-TK# 237-BART ADKINS
AP	1	232.00	GP392000	1802			2182 01/20/10 VN	33300333 713	1.00	103,060.62	.00	AERIAL DEVICE TK#317 JON SLAVEY
JE	56	184.21	GP392000	1714			1100 01/21/10 R	712 JE10165	.00	3,966.64	.00	AERIAL DEVICE #231 L WOODDRIDGE
JE	56	184.21	GP392000	1713			2182 01/27/10 R	709 JE10165	.00	.00	9,320.00-	PRICE ON TRK & EQUIP SWITCHED
JE	56	184.21	GP392000	1713			2182 01/27/10 R	710 CK142016	.00	9,320.00	.00	TELELECT BUCKET TK#320 D UPCHURC
JE	56	184.21	GP392000	1714			1100 01/31/10 R	711 CK142016	.00	2,317.24	.00	2009 DODGE RAM #321 L WOODDRIDGE
JE	58	0.00	GP392000	1801			1100 03/09/10 R	404 JE10187	1.00-	.00	44,665.74-	2000 FORD TRK #223
JE	58	0.00	GP392000	1801			1100 03/09/10 R	405 JE10187	1.00-	.00	40,000.00-	ALTEC AERIAL BUCKET#223
JE	51	0.00	GP392000	1801			1100 03/09/10 R	494 JE10187	1.00-	.00	2,752.93-	REBUILT TRANSMISSION-TRK 223
JE	51	0.00	GP392000	1801			1100 03/09/10 R	555 JE10187	1.00-	.00	2,904.72-	REPLACE TRANSMISSION-TRK# 223

SO	TR	RACCT	ITEM ID	DEPT	WH	BH	DATE	CK/JOB/REC/TSK PJ/VHR/VND/VEH	QTY	DEBIT	CREDIT	DESCRIPTION
JE 58	0.00	GP392000	1714	1100	03/09/10	R	430 JE10187	1.00-	.00	37,454.40-	2001 FORD BUCKET #233 D MCGINNIS	
JE 58	0.00	GP392000	1714	1100	03/09/10	R	431 JE10187	1.00-	.00	45,777.60-	BUCKET ASSEM TRK#233 D MCGINNIS	
JE 51	0.00	GP392000	1714	1100	03/09/10	R	439 JE10187	1.00-	.00	237.90-	STEPS(TK# 233) DENZIL MCGINNIS	
JE 51	0.00	GP392000	1714	1100	03/09/10	R	560 JE10187	1.00-	.00	2,911.00-	REPLACE TRANSMISSION-TK# 233	
JE 51	0.00	GP392000	1714	1100	03/09/10	R	596 JE10187	1.00-	.00	2,253.60-	REBUILT TRANS-TK 233-DENZIL M	
JE 58	0.00	GP392000	1800	1100	03/10/10	R	408 JE10186	1.00-	.00	26,987.50-	2000 CHEV TRK #226 TONY TUPMAN	
JE 51	0.00	GP392000	1800	1100	03/10/10	R	413 JE10186	1.00-	.00	243.80-	TOOL CHEST-TK#226-TONY TUPMAN	
JE 58	0.00	GP392000	1804	1100	03/11/10	R	323 JE10184	1.00-	.00	22,199.60-	1998 FORD F150 PU TRUCK	
JE 51	0.00	GP392000	1804	1100	03/11/10	R	324 JE10184	1.00-	.00	302.10-	TOOL BOX	
JE 51	0.00	GP392000	1804	1100	03/11/10	R	325 JE10184	1.00-	.00	68.85-	BED LINER	
JE 51	0.00	GP392000	1804	1100	03/11/10	R	327 JE10184	1.00-	.00	405.98-	RUNNING BOARDS-TK 35 (MITCH R)	
JE 58	0.00	GP392000	1804	1100	03/11/10	R	326 JE10184	1.00-	.00	29,971.00-	1998 FORD EXPEDITION	
JE 51	0.00	GP392000	1804	1100	03/11/10	R	330 JE10184	1.00-	.00	211.84-	FLOOR, REAR & CARGO MATS	
JE 51	0.00	GP392000	1804	1100	03/11/10	R	331 JE10184	1.00-	.00	421.60-	RUNNING BOARDS-TK#37	
JE 51	0.00	GP392000	1804	1100	03/11/10	R	646 JE10184	1.00-	.00	2,030.93-	OVERHAUL TRANS-TK#37-MCGINNIS	
JE 58	0.00	GP392000	1802	1100	03/11/10	R	353 JE10185	1.00-	.00	53,180.28-	2000 INRTL TRUCK	
JE 58	0.00	GP392000	1802	1100	03/11/10	R	368 JE10185	1.00-	.00	73,421.96-	DIGGER UNIT TK#47	
JE 58	0.00	GP392000	1801	1100	03/11/10	R	369 JE10185	1.00-	.00	23,732.46-	1999 FORD F150 PU TRUCK	
JE 51	0.00	GP392000	1801	1100	03/11/10	R	370 JE10185	1.00-	.00	943.40-	BED MAT, BOXES	
JE 58	0.00	GP392000	1803	1100	03/11/10	R	473 JE10188	1.00-	.00	23,006.03-	2002 CHEV TRK #251 R/W	
JE 58	0.00	GP392000	1713	1100	03/23/10	R	289 JE10186	1.00-	.00	25,542.75-	1996 FORD TRUCK	
JE 51	0.00	GP392000	1713	1100	03/23/10	R	290 JE10186	1.00-	.00	3,192.46-	BED, BUMPER, LADDER RACK	
JE 51	0.00	GP392000	1713	1100	03/23/10	R	291 JE10186	1.00-	.00	603.75-	WINCH	
JE 51	0.00	GP392000	1713	1100	03/23/10	R	292 JE10186	1.00-	.00	2,512.55-	TRANSFERRING BED FROM #93	
JE 51	0.00	GP392000	1713	1100	03/23/10	R	363 JE10186	1.00-	.00	2,340.28-	REBUILT TRANSMISSION TK#209	
AP 1	232.00	GP392000	1711	2182	06/24/10	VN	JE10186 33304688 714	1.00	45,093.91	.00	2011 DOGDE #322, DELYNN WATERS	

SOUTH KENTUCKY RECC  
PRG. ACCTANAL (ANIDA)

ACCOUNT ANALYSIS  
FOR ACCT: 392.00 TRANSPORTATION EQUIPMENT  
DATE RANGE FROM 10/01/09 TO 09/30/10

PAGE 3  
RUN DATE 10/19/11 02:17 PM

SO	TR	RACCT	ITEM	ID	DEPT	WH	BH	DATE	CK/ PJ/VHR/VND/VEH	JOB/REC/TSK	QTY	DEBIT	CREDIT	DESCRIPTION
JE	56	184.21	GP392000	1711				2182 07/31/10 R		714	.00	62.17	.00	2011 DOGDE #322, DELLYNN WATERS
AP	1	232.00	GP392000	1800				2182 09/09/10 VN		33304666	1.00	33,097.99	.00	'10 CHEV SILVERADO #323 D BURDIN
JE	58	0.00	GP392000	1800				1100 09/09/10 R		459	1.00-	.00	25,525.36-	2001 CHEV TR#243-DONNIE BURDINE
JE	58	0.00	GP392000	1800				2182 09/09/10 R		460	1.00-	.00	4,240.00-	TOOL BODY TR#243-DONNIE BURDINE
										JE10298				
										JE10298				
										460				
										JE10298				

NUMBER OF RECORDS FOUND - 56 TOTAL QTY 26.00-

TOTAL DEBIT 8,351,614.29  
 TOTAL CREDIT 661,616.29-  
 NET BALANCE 7,689,998.00

SOUTH KENTUCKY RECC  
PRG. ACCTANAL (ANLA)

ACCOUNT ANALYSIS  
FOR ACCT: 393.00 STORES EQUIPMENT  
DATE RANGE FROM 10/01/09 TO 09/30/10

PAGE 1  
RUN DATE 10/19/11 02:17 PM

SO	TR	RACCT	ITEM	ID	DEPT	WH	BH	DATE	CK/JOB/REC/TSK	PJ/VHR/VND/VEH	QTY	DEBIT	CREDIT	DESCRIPTION
BF	99	393.00	BYBA	00	01			1 01/01/10			.00	208,305.68	.00	BEG YEAR BALANCE FORWARD
AP	1	232.00	GP393000	1712				2018 01/31/10	VN	33300012	1.00	1,351.50	.00	TRINER SCALES
AP	1	232.00	GP393000	1714				2018 01/31/10	VN	33300012	1.00	1,351.50	.00	TRINER SCALES
AP	1	232.00	GP393000	1713				2018 01/31/10	VN	33300012	1.00	1,351.50	.00	TRINER SCALES
AP	1	232.00	GP393000	1711				2018 01/31/10	VN	33300012	1.00	1,351.50	.00	TRINER SCALES

NUMBER OF RECORDS FOUND - 5 TOTAL QTY 4.00

TOTAL DEBIT 213,711.68  
TOTAL CREDIT .00  
NET BALANCE 213,711.68

SOUTH KENTUCKY RECC  
PRG. ACCTANAL (ANLA)

ACCOUNT ANALYSIS  
FOR ACCT: 394.00 TOOLS, SHOP & GARAGE EQUIPMENT  
DATE RANGE FROM 10/01/09 TO 09/30/10

PAGE 1  
RUN DATE 10/19/11 02:17 PM

SO	TR	RACCT	ITEM	ID	DEPT	WH	BH	DATE	CK/JOB/REC/TSK PJ/VHR/VND/VEH	QTY	DEBIT	CREDIT	DESCRIPTION
BF	99	394.00	BYBA	00	01		1	01/01/10		.00	145,990.46	.00	BEG YEAR BALANCE FORWARD
JE	56	184.21	GP394000		1806		2018	02/28/10	R V JE10177	.00	1,306.10	.00	SCAN SYSTEM OTC
AP	1	232.00	GP394000		1806		2018	04/30/10	VN R 33302742	1.00	3,607.95	.00	WELDER (TK# 282)
AP	1	232.00	GP394000		1806		2018	04/30/10	VN R 33302742	1.00	2,119.95	.00	WELDER SUITCASE GUN (TK# 282)
JE	56	184.21	GP394000		1806		2018	04/30/10	R V 102 JE10213	.00	198.30	.00	WELDER
AP	1	232.00	GP394000		1806		2182	07/06/10	VN R 33302509	1.00	1,439.99	.00	IROMAN 230 WIRE WELDER
AP	1	232.00	GP394000		1806		2182	08/31/10	VN R 33302509	1.00	2,154.79	.00	PRESSURE WASHER-SOM GARAGE
JE	51	0.00	GP394000		1806		2182	08/31/10	R V 72 JE10273	1.00-	.00	2,282.13-	PRESSURE WASHER
JE	56	232.14	GP394000		1806		2016	09/30/10	R V 104 SJ0052	.00	85.54	.00	IROMAN 230 WIRE WELDER

NUMBER OF RECORDS FOUND - 9

TOTAL QTY	3.00
TOTAL DEBIT	156,903.08
TOTAL CREDIT	2,282.13-
NET BALANCE	154,620.95



SO	TR	RACCT	ITEM ID	DEPT	WH	BH	DATE	CK/JOB/REC/TSK PJ/VHR/VND/VEH	QTY	DEBIT	CREDIT	DESCRIPTION
AP	1	232.00	GP396000	1802			2182 11/01/09	VN R 33302643	1.00	345.45	.00	STIHL CHAINSAW-DAN WARE
AP	1	232.00	GP396000	1803			2182 11/01/09	VN R 33302643	1.00	345.45	.00	STIHL CHAINSAW-LED CHIPWOOD
AP	1	232.00	GP396000	1713			2182 11/01/09	VN R 33302643	1.00	274.18	.00	STIHL CHAINSAW-GREG ERTSMAN
AP	1	232.00	GP396000	1711			2182 11/01/09	VN R 33302643	1.00	274.17	.00	STIHL CHAINSAW-DELYNN WATERS
BF	99	396.00	BYBA 00	01			1 01/01/10	VN R 33302643	.00	108,880.55	.00	BEG YEAR BALANCE FORWARD
AP	1	232.00	GP396000	1712			2182 01/31/10	VN R 33302643	1.00	274.18	.00	STIHL CHAINSAW-MITCH STALTON
AP	1	232.00	GP396000	1803			2182 01/31/10	VN R 33302643	1.00	274.17	.00	STIHL CHAINSAW-JIM MURPHY
AP	1	232.00	GP396000	1802			2018 07/08/10	VN R 22200507	1.00	592.54	.00	STIHL CHAINSAW-MIKE SPOGSDILL
AP	1	232.00	GP396000	1803			2182 08/31/10	VN R 33302643	1.00	481.94	.00	STIHL CHAINSAW-RUBEN INABNITT
AP	1	232.00	GP396000	1802			2182 08/31/10	VN R 33302643	1.00	282.55	.00	STIHL CHAINSAW-CHRIS CAIN
AP	1	232.00	GP396000	1803			2182 08/31/10	VN R 33302643	1.00	481.94	.00	STIHL CHAINSAW-JIMMY MURPHY
AP	1	232.00	GP396000	1806			2018 09/30/10	VN R 33300600	1.00	551.15	.00	AIR COMPRESSOR

NUMBER OF RECORDS FOUND - 12

TOTAL QTY 11.00

TOTAL DEBIT 113,058.27

TOTAL CREDIT .00

NET BALANCE 113,058.27





SOUTH KENTUCKY RECC  
PRG. ACCTANAL (ANLA)

ACCOUNT ANALYSIS  
FOR ACCT: 397.00 COMMUNICATION EQUIPMENT  
DATE RANGE FROM 10/01/09 TO 09/30/10

PAGE 2  
RUN DATE 10/19/11 02:17 PM

SO	TR	RACCT	ITEM ID	DEPT	WH	BH	DATE	CK/JOB/REC/TSK PJ/VHR/VND/VEH	QTY	DEBIT	CREDIT	DESCRIPTION
JE	56	184.21	GP397000	1809			2018 05/31/10	P R JE10231 168	.00	176.08	.00	GLOBAL POSITIONING SYSTEM
JE	56	184.21	GP397000	1809			2018 05/31/10	P R JE10231 168	.00	176.08	.00	GLOBAL POSITIONING SYSTEM
JE	56	184.21	GP397000	1809			2018 05/31/10	P R JE10231 535	.00	176.08	.00	GLOBAL POSITIONING SYSTEM
JE	51	0.00	GP397000	1809			2018 08/31/10	R V JE10231 534	1.00-	.00	3,296.72-	GLOBAL POSITIONING SYSTEM
JE	51	0.00	GP397000	1809			2018 08/31/10	R V JE10288 168	1.00-	.00	3,296.72-	GLOBAL POSITIONING SYSTEM
JE	51	0.00	GP397000	1809			2018 08/31/10	R V JE10288 535	1.00-	.00	3,296.72-	GLOBAL POSITIONING SYSTEM
JE	51	0.00	GP397000	1809			2018 08/31/10	R V JE10288 168	1.00-	.00	3,296.72-	GLOBAL POSITIONING SYSTEM
JE	51	0.00	GP397000	1809			2018 08/31/10	R V JE10288 537	1.00-	.00	3,296.72-	GLOBAL POSITIONING SYSTEM
JE	51	0.00	GP397000	1809			2018 08/31/10	R V JE10288 168	1.00-	.00	3,296.72-	GLOBAL POSITIONING SYSTEM
JE	51	0.00	GP397000	1809			2018 08/31/10	R V JE10288 538	1.00-	.00	3,296.72-	GLOBAL POSITIONING SYSTEM
JE	51	0.00	GP397000	1809			2018 08/31/10	R V JE10288 168	1.00-	.00	3,296.72-	GLOBAL POSITIONING SYSTEM
JE	51	0.00	GP397000	1809			2018 08/31/10	R V JE10288 539	1.00-	.00	3,296.72-	GLOBAL POSITIONING SYSTEM
JE	51	0.00	GP397000	1809			2018 08/31/10	R V JE10288 168	1.00-	.00	2,644.70-	GPS RECEIVER
JE	51	0.00	GP397000	1809			2018 08/31/10	R V JE10288 541	1.00-	.00	2,644.70-	GPS RECEIVER
JE	51	0.00	GP397000	1809			2018 08/31/10	R V JE10288 542	1.00-	.00	2,644.70-	GPS RECEIVER
JE	51	0.00	GP397000	1809			2018 08/31/10	R V JE10288 168	1.00-	.00	2,644.70-	GPS RECEIVER
JE	51	0.00	GP397000	1809			2018 08/31/10	R V JE10288 543	1.00-	.00	2,644.70-	GPS RECEIVER
JE	51	0.00	GP397000	1809			2018 08/31/10	R V JE10288 168	1.00-	.00	2,644.70-	GPS RECEIVER
JE	51	0.00	GP397000	1809			2018 08/31/10	R V JE10288 544	1.00-	.00	2,644.70-	GPS RECEIVER
JE	51	0.00	GP397000	1809			2018 08/31/10	R V JE10288 545	1.00-	.00	2,644.70-	GPS RECEIVER
JE	51	0.00	GP397000	1809			2018 08/31/10	R V JE10288	1.00-	.00	2,644.70-	GPS RECEIVER

NUMBER OF RECORDS FOUND - 34

TOTAL QTY 1.00

TOTAL DEBIT 2,451,282.85


TOTAL CREDIT 35,824.60-

NET BALANCE 2,415,458.25

SO	TR	RACCT	ITEM	ID	DEPT	WH	BH	DATE	CK/JOB/REC/TSK	PJ/VHR/VND/VEH	QTY	DEBIT	CREDIT	DESCRIPTION
BF	99	398.00	BYBA	00	01		1	01/01/10			.00	331,453.32	.00	BEG YEAR BALANCE FORWARD
AP	1	232.00	GP398000		1713		2018	09/23/10	VN	33300464	1.00	899.94	.00	REFRIGERATOR-MONT OFFICE
									R					

NUMBER OF RECORDS FOUND - 2 TOTAL QTY 1.00

TOTAL DEBIT 332,353.26  
 TOTAL CREDIT .00  
 NET BALANCE 332,353.26



South Kentucky Rural Electric Cooperative  
Case No. 2011-00096  
Staff's Fourth Information Request

4. Refer to South Kentucky's Application, exhibit 3, page 5, and Exhibit 20, Section 8.

a. Provide the working papers showing all the calculations for all plant retirements shown on page 5.

Response Refer to 3.a of this data request.

b. Explain why the test-year retirements listed in Exhibit 3 for distributions plant accounts are typically less than the retirements for distribution accounts in Exhibit 20 for recent years.

Response      A review of the retirements indicates that the amount listed is from the format that was used for South Kentucky from another cooperatives retirement schedule. The corrected copy is attached that reflects retirements similar to those of retirements listed in Exhibit 20 of the application.

South Kentucky Rural Electric  
Case No. 2011-00096  
September 30, 2010

Exhibit 3  
page 5 of 6

<b>Changes in electric plant:</b>		<u>Beginning Balance</u>	<u>Additions</u>	<u>Retirements</u>	<u>Ending Balance</u>
360	Land	52,264	0	0	52,264
362	Station equipment	851,525	13,307	0	864,832
364	Poles, towers and fixtures	47,457,304	2,498,457	707,358	49,248,403
365	Overhead conductor and devices	49,580,412	3,005,427	618,573	51,967,266
366	Underground conduit	403,673	22,388	240	425,821
367	Underground conductor and dev.	5,449,171	303,134	5,581	5,746,724
368	Line transformers	30,443,751	1,949,074	457,171	31,935,654
369	Services	19,690,633	931,273	152,362	20,469,544
370	Meters	4,557,790	15,614,818	536,393	19,636,215
371	Security lights	5,902,284	300,618	80,651	6,122,251
373	Street lights	628,267	31,266	9,463	650,070
	Subtotal distribution plant	<u>165,017,074</u>	<u>24,669,762</u>	<u>2,567,792</u>	<u>187,119,044</u>
389	Land	2,834,786	139,670	28,600	2,945,856
390	Structures and improvements	9,325,071	28,529	207,369	9,146,231
391	Office furniture and equipment	540,755	16,094		556,849
391.10	Computer equipment	2,141,437	136,575	24,610	2,253,402
392	Transportation equipment	7,572,833	552,942	652,296	7,473,479
393	Stores	208,306	5,406		213,712
394	Tools, shop and garage	145,990	10,913	2,282	154,621
395	Laboratory	252,908	6,330		259,238
396	Power operated equipment	107,641	4,178		111,819
397	Communication	2,412,917	38,190	35,649	2,415,458
398	Miscellaneous	331,453	900		332,353
	Subtotal general plant	<u>25,874,097</u>	<u>939,727</u>	<u>950,806</u>	<u>25,863,018</u>
	Total electric plant in service	<u><u>190,891,171</u></u>	<u><u>25,609,489</u></u>	<u><u>3,518,598</u></u>	<u><u>212,982,062</u></u>